

Prices - Feb-26

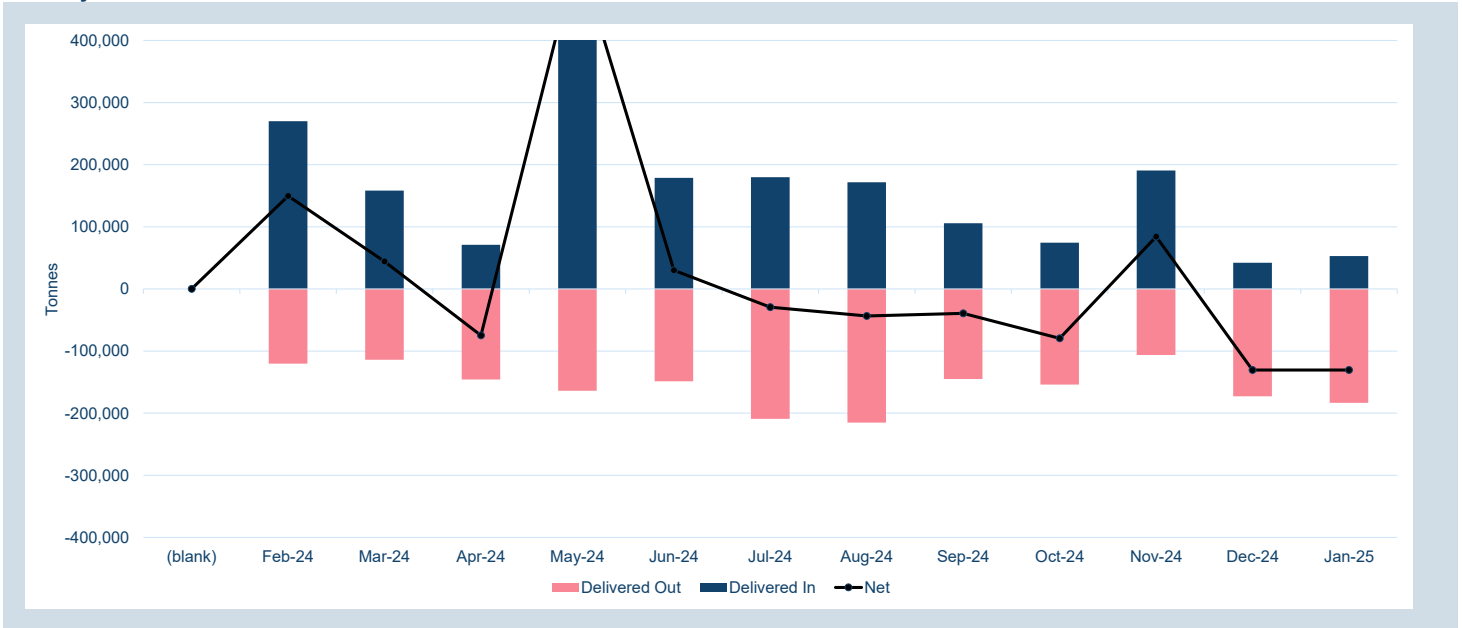
Contract	Official Cash Settlement Price				Official 3 Month Price			
	Average	Low	High	*M/M Change %	Average	Low	High	*M/M Change %
LME Aluminium	\$3,065.35	\$2,996.00	\$3,157.50	-2.6%	\$3,090.83	\$3,028.00	\$3,165.00	-2.0%
LME Aluminium Alloy	\$2,575.50	\$2,509.00	\$2,579.00	2.7%	\$2,575.50	\$2,509.00	\$2,579.00	2.7%
LME NASAAC	\$2,400.00	\$2,400.00	\$2,400.00	0.0%	\$2,400.00	\$2,400.00	\$2,400.00	0.0%
LME Copper	\$12,967.83	\$12,561.00	\$13,439.50	-0.9%	\$13,049.45	\$12,674.00	\$13,484.00	-0.2%
LME Lead	\$1,916.10	\$1,899.00	\$1,949.00	-4.1%	\$1,964.63	\$1,947.00	\$1,997.00	-3.8%
LME Nickel	\$17,132.75	\$16,540.00	\$17,750.00	-4.0%	\$17,362.75	\$16,825.00	\$18,000.00	-3.7%
LME Tin	\$48,675.00	\$45,500.00	\$57,425.00	-2.5%	\$48,735.00	\$45,600.00	\$57,175.00	-2.4%
LME Zinc	\$3,320.80	\$3,250.00	\$3,437.00	3.1%	\$3,345.83	\$3,278.00	\$3,447.00	2.8%
LME Cobalt	\$55,857.50	\$55,835.00	\$55,875.00	0.7%	\$56,290.00	\$56,290.00	\$56,290.00	0.6%

\* Percentage change in average price from previous month

Warehouse stock movements (tonnes) - Feb-26

Contract	Delivered In	Delivered Out	Net	Closing
LME Aluminium	14,200	- 84,250	- 70,050	517,150
LME Aluminium Alloy	-	- 20	- 20	1,580
LME NASAAC	-	-	-	220
LME Copper	45,250	- 39,325	5,925	261,050
LME Lead	17,925	- 25,900	- 7,975	212,650
LME Nickel	25,602	- 2,940	22,662	195,162
LME Tin	410	- 965	- 555	3,740
LME Zinc	20,125	- 35,800	- 15,675	163,600
LME Cobalt	-	-	-	126
<b>Total</b>	<b>123,512</b>	<b>- 189,200</b>	<b>- 65,688</b>	<b>1,355,278</b>

Monthly Warehouse Stock Movements



© The London Metal Exchange - An HKEX Company. 10 Finsbury Square, London EC2A 1AJ

The information contained within this presentation is for illustrative and educational purposes only and should not be relied upon in making any investment decision. The past performance of any commodity, derivative or other product referred to in the presentation cannot be relied upon as a guide to its future performance. Whilst every effort has been made to ensure the information is up-to-date and correct, the LME cannot guarantee that it is completely accurate and free from human error. The information is published "as is" without any warranty of any kind, express or implied, as to accuracy of the information and the LME shall not be liable for any losses or damage that may result from use of the presentation as a consequence of any inaccuracies in, or any omissions from, the information which it may contain. The information may not be reproduced, distributed or transmitted to any other person or incorporated in any way into another publication or other material.

Volumes - Feb-26

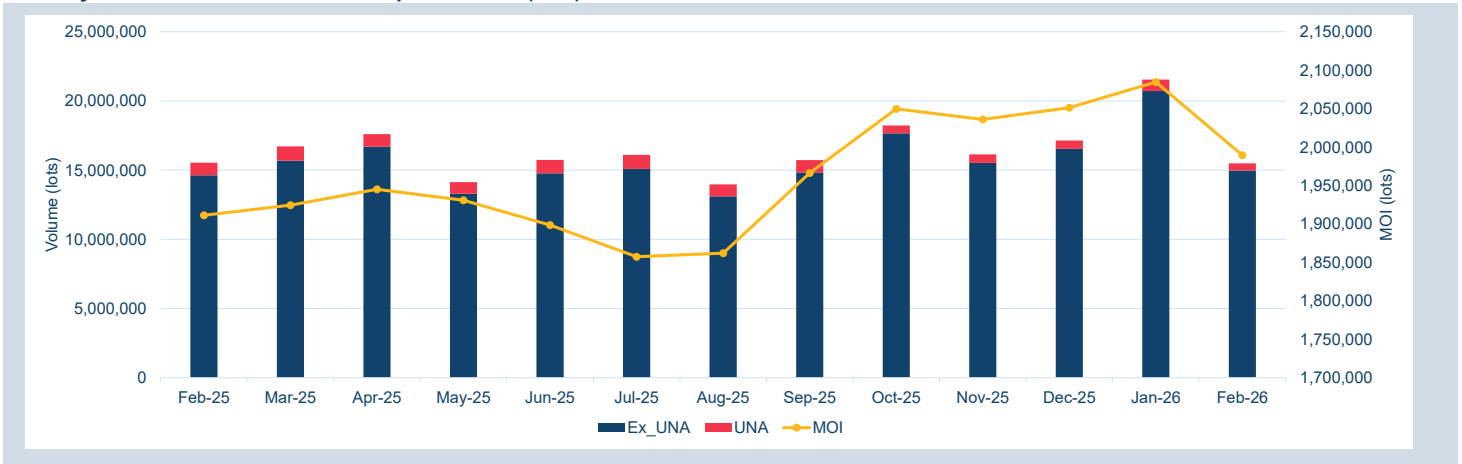
Contract	ADV (lots)	ADV Y/Y change % *	Volume Year to date (lots)	Tonnes Year to date (millions)	Futures Market Open Interest **
<b>Non-ferrous metals (futures, traded options and TAPOs)</b>					
LME Aluminium	300,275	4.8%	13,836,910	346	766,817
LME Aluminium Alloy	-	-100.0%	-	-	-
LME NASAAC	-	-	-	-	-
LME Copper	179,767	-5.9%	9,179,152	229	391,171
LME Lead	89,138	4.2%	3,706,705	93	201,110
LME Nickel	86,139	3.6%	5,028,323	30	313,587
LME Tin	7,276	-14.7%	353,332	2	23,392
LME Zinc	108,643	-7.3%	4,769,863	119	261,538
LME M A Futures***	556	137.9%	19,681	0	7,621
LMEminis	-	-	-	-	-
<b>LME Premiums</b>					
LME Aluminium Premium Duty paid US Midwest (Platts)	-	-	20	0	55
LME Aluminium Premium Duty Paid European (Fastmarkets MB)	88	29.4%	3,605	0	2,675
LME Aluminium Premium Duty Unpaid European (Fastmarkets MB)	-	-	-	-	-
<b>Minor Metals (futures)</b>					
LME Cobalt	257	17020.0%	7,700	0	1,993
<b>Ferrous (futures)</b>					
LME Steel HRC FOB China (Argus)	148	-84.5%	15,824	0	2,736
LME Steel HRC N. America (Platts)	-	-	-	-	-
LME Steel Scrap CFR Turkey (Platts)	1,857	-47.8%	91,576	1	14,075
LME Steel Scrap CFR India (Platts)	-	-100.0%	-	-	-
LME Steel Rebar FOB Turkey (Platts)	136	674.9%	10,287	0	2,546
LME Steel Scrap CFR Taiwan (Argus)	-	-100.0%	-	-	-
LME HRC NW Europe (Argus)	-	-	-	-	-
<b>Precious (futures)</b>					
LME Gold	-	-	-	-	-
<b>Total</b>	<b>774,279</b>	<b>-0.3%</b>	<b>37,022,978</b>	<b>821</b>	<b>1,989,316</b>
<b>Total (excl. UNA)</b>	<b>748,672</b>				

\*Percentage year-on-year change between current month and corresponding month in the previous year.

\*\*Last trading day of month

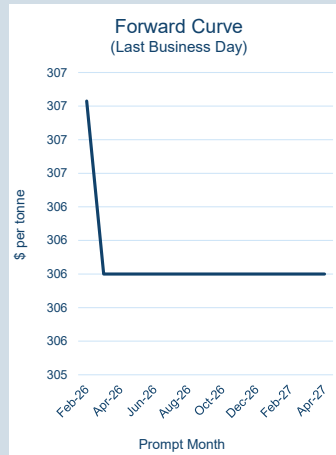
\*\*\*LME Monthly Average Futures include contracts for aluminium, aluminium alloy, NASAAC, copper, nickel, lead, tin and zinc

Monthly Volumes & Futures Market Open Interest (MOI)



© The London Metal Exchange - An HKEX Company. 10 Finsbury Square, London EC2A 1AJ

The information contained within this presentation is for illustrative and educational purposes only and should not be relied upon in making any investment decision. The past performance of any commodity, derivative or other product referred to in the presentation cannot be relied upon as a guide to its future performance. Whilst every effort has been made to ensure the information is up-to-date and correct, the LME cannot guarantee that it is completely accurate and free from human error. The information is published "as is" without any warranty of any kind, express or implied, as to accuracy of the information and the LME shall not be liable for any losses or damage that may result from use of the presentation as a consequence of any inaccuracies in, or any omissions from, the information which it may contain. The information may not be reproduced, distributed or transmitted to any other person or incorporated in any way into another publication or other material.

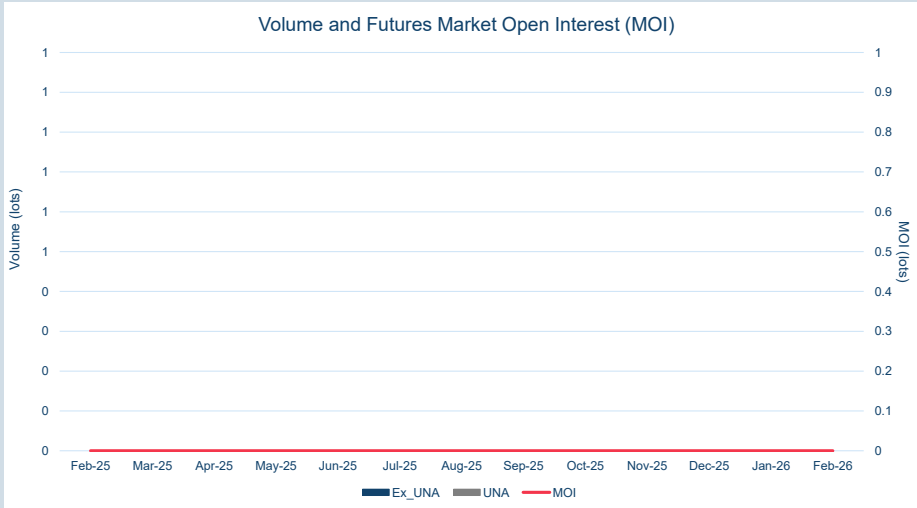


Front Month	
Average	\$307.42
Minimum	\$306.00
Maximum	\$310.05

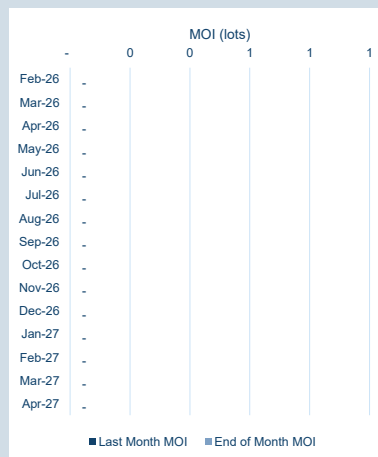
Volume (ex UNA) Feb-2026	
Lots	-

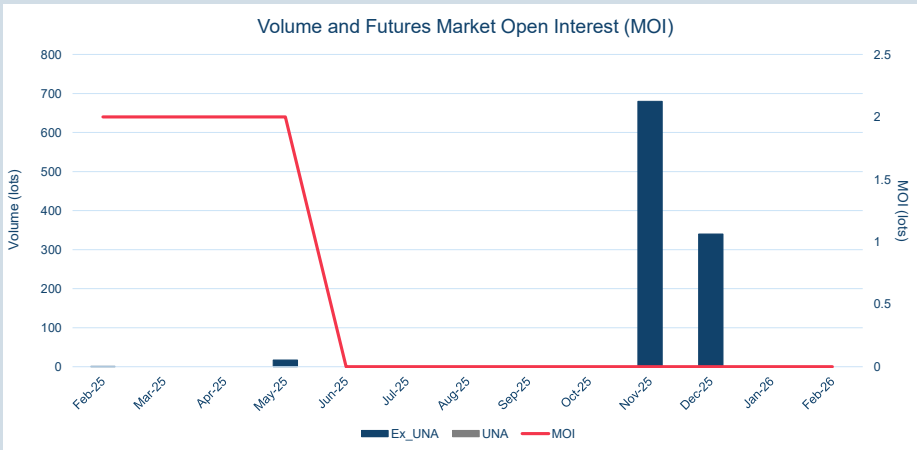
Volume (inc UNA) Feb-2026	
Lots	-
Tonnes	-

Volume Year To Date	
Lots	-
Tonnes	-



Prompt Month	End of Month - Daily Settlement	Volume (inc UNA)	End of Month - MOI
Feb-26	\$ 307.03	-	-
Mar-26	\$ 306.00	-	-
Apr-26	\$ 306.00	-	-
May-26	\$ 306.00	-	-
Jun-26	\$ 306.00	-	-
Jul-26	\$ 306.00	-	-
Aug-26	\$ 306.00	-	-
Sep-26	\$ 306.00	-	-
Oct-26	\$ 306.00	-	-
Nov-26	\$ 306.00	-	-
Dec-26	\$ 306.00	-	-
Jan-27	\$ 306.00	-	-
Feb-27	\$ 306.00	-	-
Mar-27	\$ 306.00	-	-
Apr-27	\$ 306.00	-	-





Cash	
Average	\$2,575.50
Minimum	\$2,509.00
Maximum	\$2,579.00

3M	
Average	\$2,575.50
Minimum	\$2,509.00
Maximum	\$2,579.00

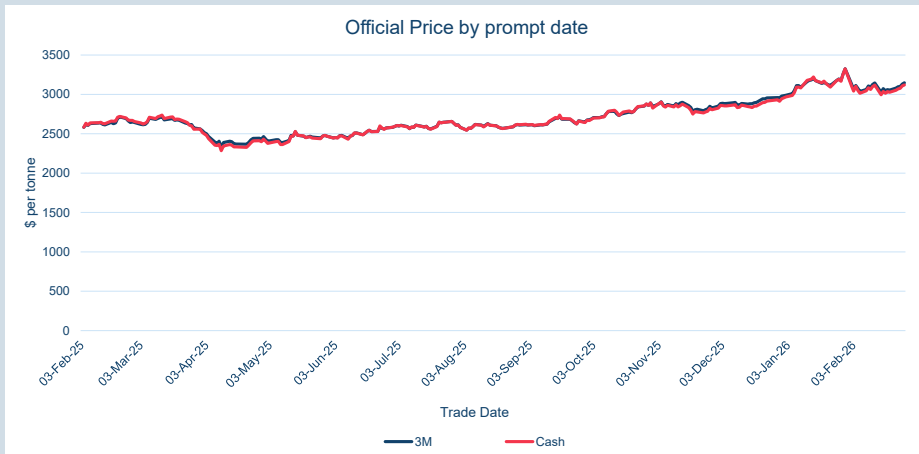
Volume (ex UNA)	Feb-2026
Lots	-

Volume (inc UNA)	Feb-2026
Lots	-
Tonnes	-

Volume	Year To Date
Lots	-
Tonnes	-

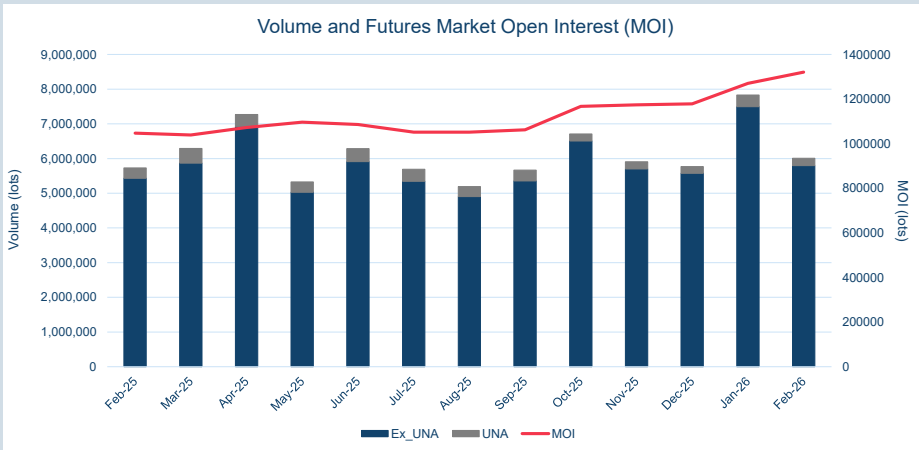
Warehouse Stock - Feb-26	
Delivered In	-
Delivered Out	20
Net	20

Warehouse Stock - Year to Date	
Delivered In	-
Delivered Out	20
Net	20



Cash	
Average	\$3,065.35
Minimum	\$2,996.00
Maximum	\$3,157.50

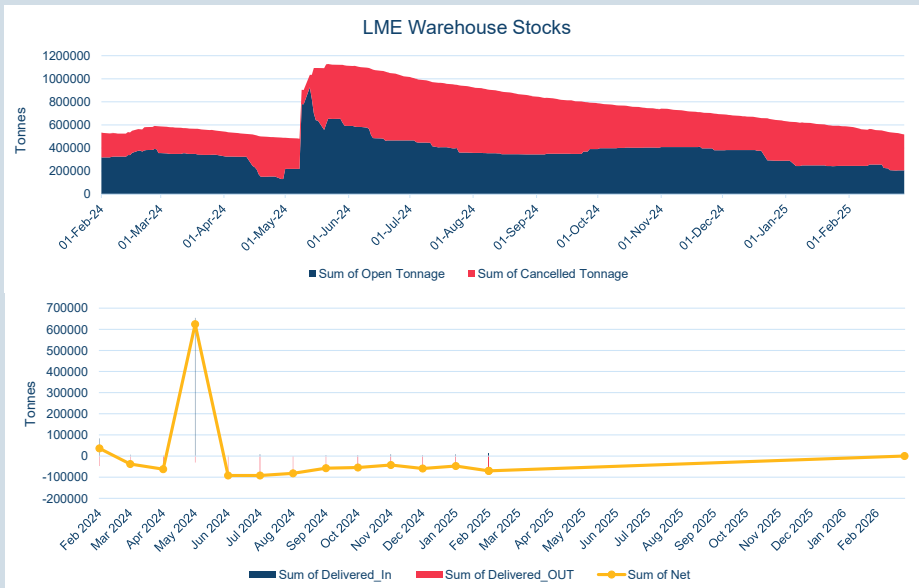
3M	
Average	\$3,090.83
Minimum	\$3,028.00
Maximum	\$3,165.00



Volume (ex UNA) Feb-2026	
Lots	5,795,912

Volume (inc UNA) Feb-2026	
Lots	6,005,490
Tonnes	150,137,250

Volume Year To Date	
Lots	13,836,910
Tonnes	345,922,750



Warehouse Stock - Feb-26	
Delivered In	14,200
Delivered Out	- 84,250
Net	- 70,050

Warehouse Stock - Year To Date	
Delivered In	22,025
Delivered Out	- 139,525
Net	- 117,500

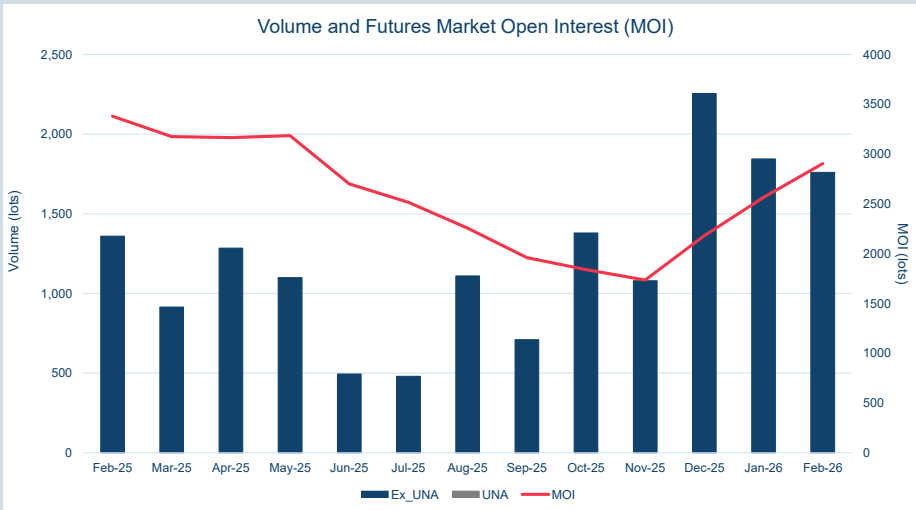


Front Month	
Average	\$354.93
Minimum	\$345.00
Maximum	\$360.63


Volume (ex UNA) Feb-2026	
Lots	1,760

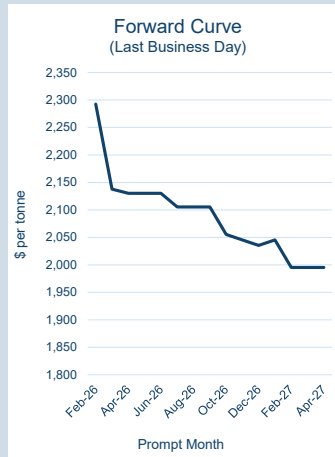
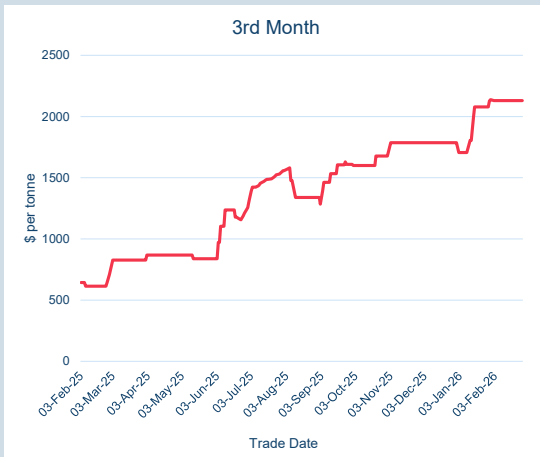
Volume (inc UNA) Feb-2026	
Lots	1,760
Tonnes	44,000

Volume Year To Date	
Lots	3,605
Tonnes	90,125



Prompt Month	End of Month - Daily Settlement	Volume (inc UNA)	End of Month - MOI
Feb-26	\$ 360.63	-	5
Mar-26	\$ 369.50	120	5
Apr-26	\$ 377.50	180	-
May-26	\$ 377.50	170	-
Jun-26	\$ 377.50	140	-
Jul-26	\$ 380.00	260	-
Aug-26	\$ 380.00	260	-
Sep-26	\$ 380.00	260	-
Oct-26	\$ 383.00	150	-
Nov-26	\$ 383.00	110	-
Dec-26	\$ 383.00	110	-
Jan-27	\$ 345.50	-	-
Feb-27	\$ 345.50	-	-
Mar-27	\$ 345.50	-	-
Apr-27	\$ 345.50	-	-



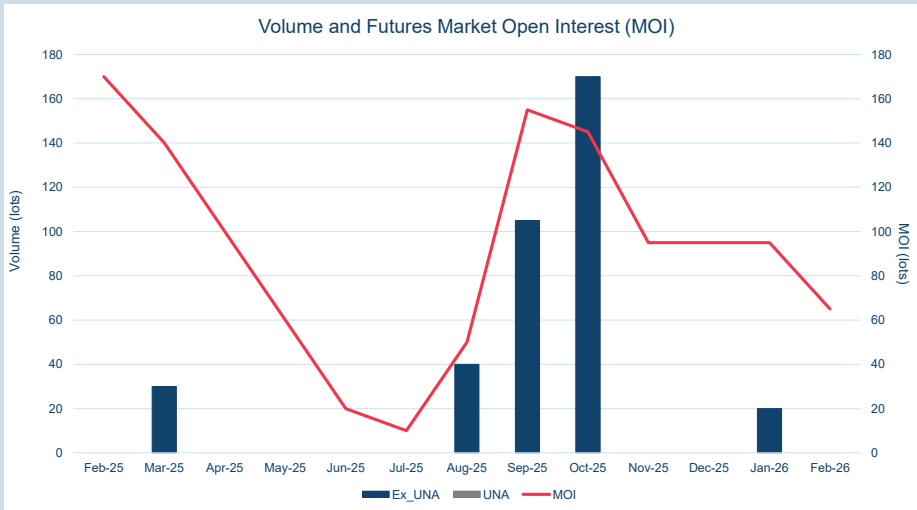


Front Month	
Average	\$2,286.43
Minimum	\$2,176.24
Maximum	\$2,292.47

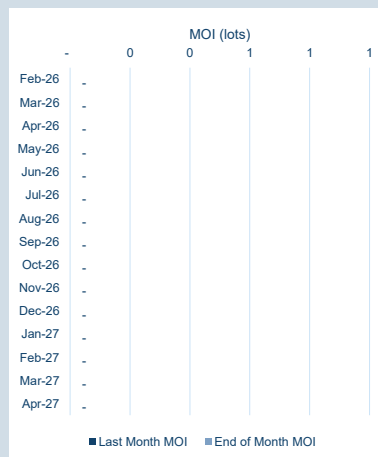
Volume (ex UNA) Feb-2026	
Lots	-

Volume (inc UNA) Feb-2026	
Lots	-
Tonnes	-

Volume Year To Date	
Lots	20
Tonnes	500



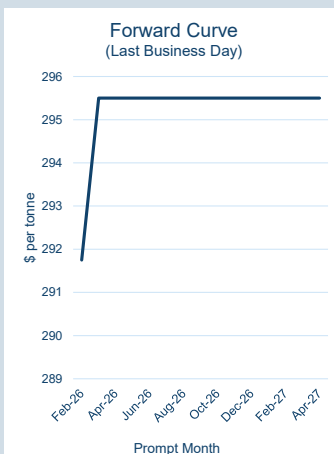
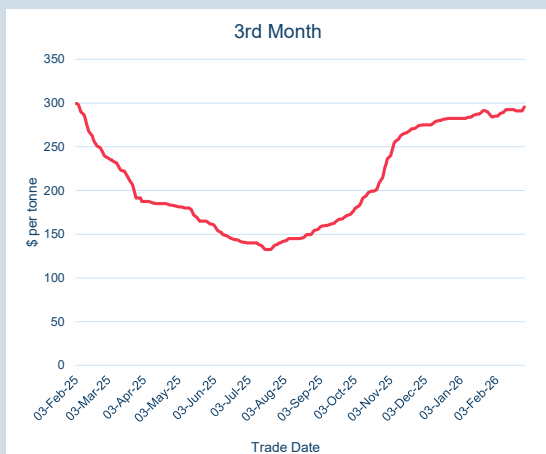
Prompt Month	End of Month - Daily Settlement	Volume (inc UNA)	End of Month - MOI
Feb-26	\$ 2,292.47	-	-
Mar-26	\$ 2,137.85	-	-
Apr-26	\$ 2,130.24	-	-
May-26	\$ 2,130.24	-	-
Jun-26	\$ 2,130.24	-	-
Jul-26	\$ 2,105.24	-	-
Aug-26	\$ 2,105.24	-	-
Sep-26	\$ 2,105.24	-	-
Oct-26	\$ 2,055.24	-	-
Nov-26	\$ 2,045.24	-	-
Dec-26	\$ 2,035.24	-	-
Jan-27	\$ 2,045.24	-	-
Feb-27	\$ 1,995.24	-	-
Mar-27	\$ 1,995.24	-	-
Apr-27	\$ 1,995.24	-	-





# LME Aluminium Premium Duty Unpaid European (Fastmarkets MB)

Monthly Overview - Feb-26

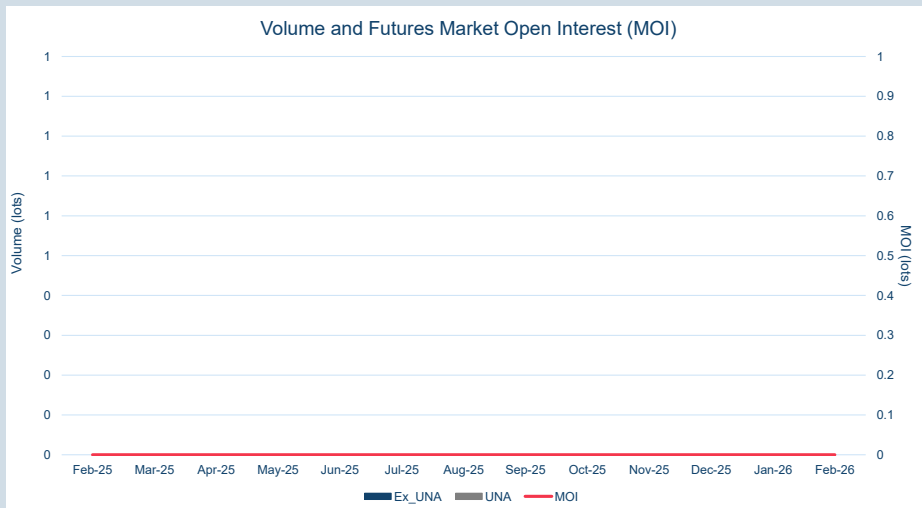


Front Month	
Average	\$290.27
Minimum	\$285.00
Maximum	\$291.75

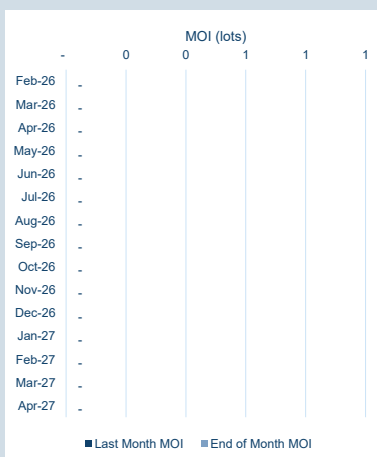
Volume (ex UNA) Feb-2026	
Lots	-

Volume (inc UNA) Feb-2026	
Lots	-
Tonnes	-

Volume Year To Date	
Lots	-
Tonnes	-



Prompt Month	End of Month - Daily Settlement	Volume (inc UNA)	End of Month - MOI
Feb-26	\$ 291.75	-	-
Mar-26	\$ 295.50	-	-
Apr-26	\$ 295.50	-	-
May-26	\$ 295.50	-	-
Jun-26	\$ 295.50	-	-
Jul-26	\$ 295.50	-	-
Aug-26	\$ 295.50	-	-
Sep-26	\$ 295.50	-	-
Oct-26	\$ 295.50	-	-
Nov-26	\$ 295.50	-	-
Dec-26	\$ 295.50	-	-
Jan-27	\$ 295.50	-	-
Feb-27	\$ 295.50	-	-
Mar-27	\$ 295.50	-	-
Apr-27	\$ 295.50	-	-



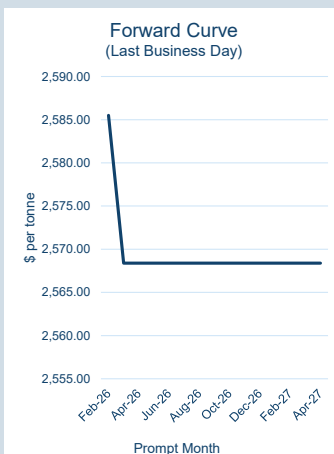
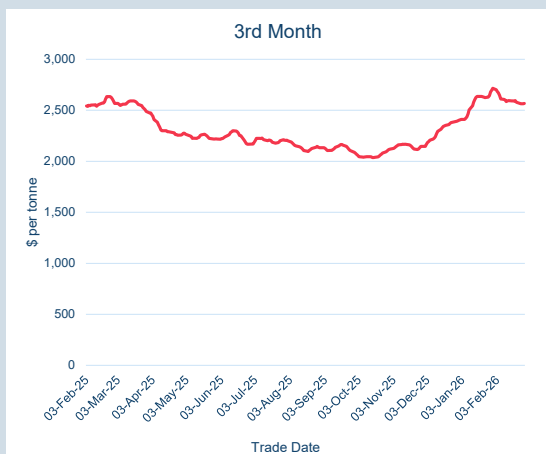
© The London Metal Exchange - An HKEX Company. 10 Finsbury Square, London EC2A 1AJ

The information contained within this presentation is for illustrative and educational purposes only and should not be relied upon in making any investment decision. The past performance of any commodity, derivative or other product referred to in the presentation cannot be relied upon as a guide to its future performance. Whilst every effort has been made to ensure the information is up-to-date and correct, the LME cannot guarantee that it is completely accurate and free from human error. The information is published "as is" without any warranty of any kind, express or implied, as to accuracy of the information and the LME shall not be liable for any losses or damage that may result from use of the presentation as a consequence of any inaccuracies in, or any omissions from, the information which it may contain. The information may not be reproduced, distributed or transmitted to any other person or incorporated in any way into another publication or other material.



# LME Aluminium UBC Scrap US (Argus)

## Monthly Overview - Feb-26

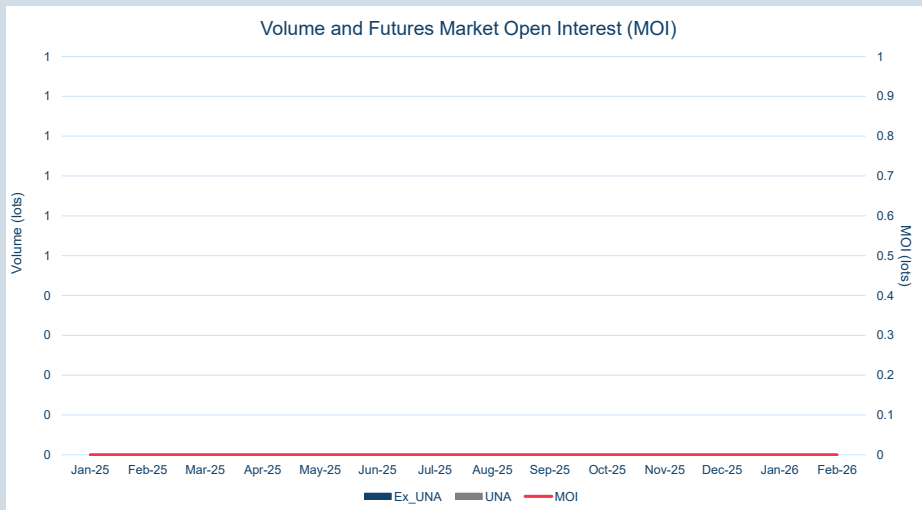


Front Month	
Average	\$2,599.39
Minimum	\$2,571.14
Maximum	\$2,701.77

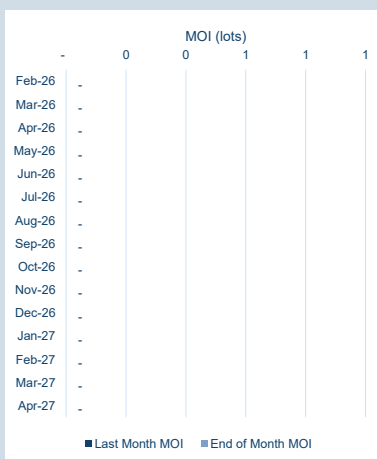
Volume (ex UNA) Feb-2026	
Lots	-

Volume (inc UNA) Feb-2026	
Lots	-
Tonnes	-

Volume Year To Date	
Lots	-
Tonnes	-



Prompt Month	End of Month - Daily Settlement	Volume (inc UNA)	End of Month - MOI
Feb-26	\$ 2,585.50	-	-
Mar-26	\$ 2,568.39	-	-
Apr-26	\$ 2,568.39	-	-
May-26	\$ 2,568.39	-	-
Jun-26	\$ 2,568.39	-	-
Jul-26	\$ 2,568.39	-	-
Aug-26	\$ 2,568.39	-	-
Sep-26	\$ 2,568.39	-	-
Oct-26	\$ 2,568.39	-	-
Nov-26	\$ 2,568.39	-	-
Dec-26	\$ 2,568.39	-	-
Jan-27	\$ 2,568.39	-	-
Feb-27	\$ 2,568.39	-	-
Mar-27	\$ 2,568.39	-	-
Apr-27	\$ 2,568.39	-	-



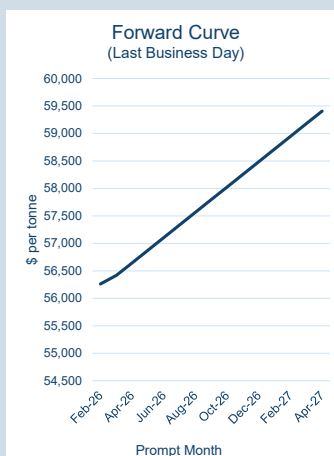
© The London Metal Exchange - An HKEX Company. 10 Finsbury Square, London EC2A 1AJ

The information contained within this presentation is for illustrative and educational purposes only and should not be relied upon in making any investment decision. The past performance of any commodity, derivative or other product referred to in the presentation cannot be relied upon as a guide to its future performance. Whilst every effort has been made to ensure the information is up-to-date and correct, the LME cannot guarantee that it is completely accurate and free from human error. The information is published "as is" without any warranty of any kind, express or implied, as to accuracy of the information and the LME shall not be liable for any losses or damage that may result from use of the presentation as a consequence of any inaccuracies in, or any omissions from, the information which it may contain. The information may not be reproduced, distributed or transmitted to any other person or incorporated in any way into another publication or other material.



## LME Cobalt (Fastmarkets MB)

### Monthly Overview - Feb-26

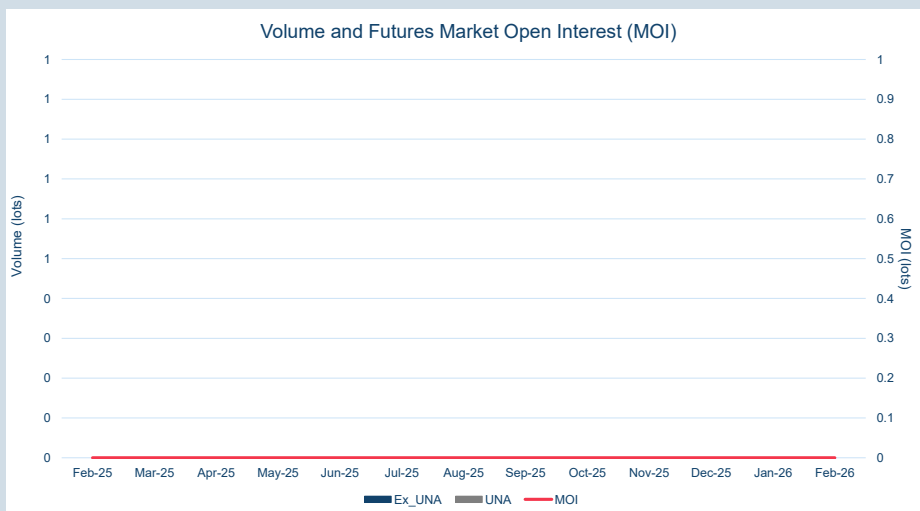


Front Month	
Average	\$56,225.04
Minimum	\$56,217.88
Maximum	\$56,267.48

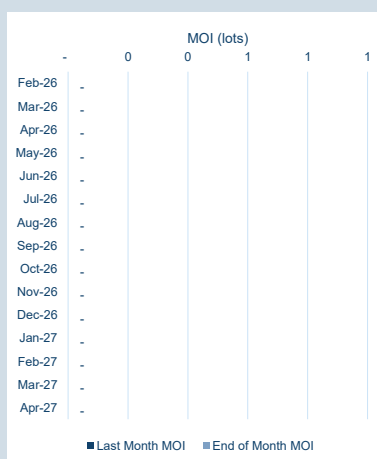
Volume (ex UNA) Feb-2026	
Lots	-

Volume (inc UNA) Feb-2026	
Lots	-
Tonnes	-

Volume Year To Date	
Lots	-
Tonnes	-



Prompt Month	End of Month - Daily Settlement	Volume (inc UNA)	End of Month - MOI
Feb-26	\$ 56,261.97	-	-
Mar-26	\$ 56,416.29	-	-
Apr-26	\$ 56,646.29	-	-
May-26	\$ 56,876.29	-	-
Jun-26	\$ 57,106.29	-	-
Jul-26	\$ 57,336.29	-	-
Aug-26	\$ 57,566.29	-	-
Sep-26	\$ 57,796.29	-	-
Oct-26	\$ 58,026.29	-	-
Nov-26	\$ 58,256.29	-	-
Dec-26	\$ 58,486.29	-	-
Jan-27	\$ 58,716.29	-	-
Feb-27	\$ 58,946.29	-	-
Mar-27	\$ 59,176.29	-	-
Apr-27	\$ 59,406.29	-	-



© The London Metal Exchange - An HKEX Company. 10 Finsbury Square, London EC2A 1AJ

The information contained within this presentation is for illustrative and educational purposes only and should not be relied upon in making any investment decision. The past performance of any commodity, derivative or other product referred to in the presentation cannot be relied upon as a guide to its future performance. Whilst every effort has been made to ensure the information is up-to-date and correct, the LME cannot guarantee that it is completely accurate and free from human error. The information is published "as is" without any warranty of any kind, express or implied, as to accuracy of the information and the LME shall not be liable for any losses or damage that may result from use of the presentation as a consequence of any inaccuracies in, or any omissions from, the information which it may contain. The information may not be reproduced, distributed or transmitted to any other person or incorporated in any way into another publication or other material.



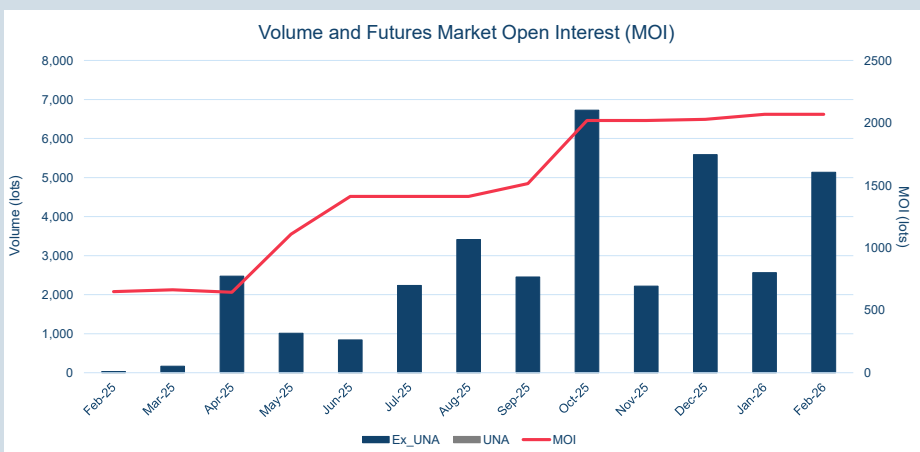
## LME Cobalt

### Monthly Overview - Feb-26



Cash	
Average	\$55,857.50
Minimum	\$55,835.00
Maximum	\$55,875.00

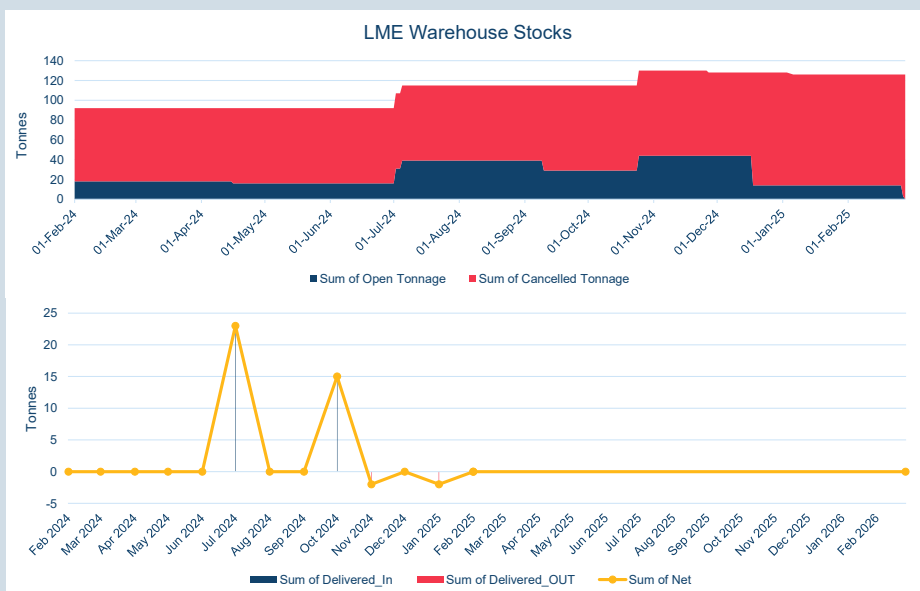
3M	
Average	\$56,290.00
Minimum	\$56,290.00
Maximum	\$56,290.00



Volume (ex UNA) Feb-2026	
Lots	5,136

Volume (inc UNA) Feb-2026	
Lots	5,136
Tonnes	5,136

Volume Year To Date	
Lots	7,700
Tonnes	7,700



Warehouse Stock - Feb-26	
Delivered In	0
Delivered Out	0
Net	0

Warehouse Stock - Year To Date	
Delivered In	0
Delivered Out	-2
Net	-2

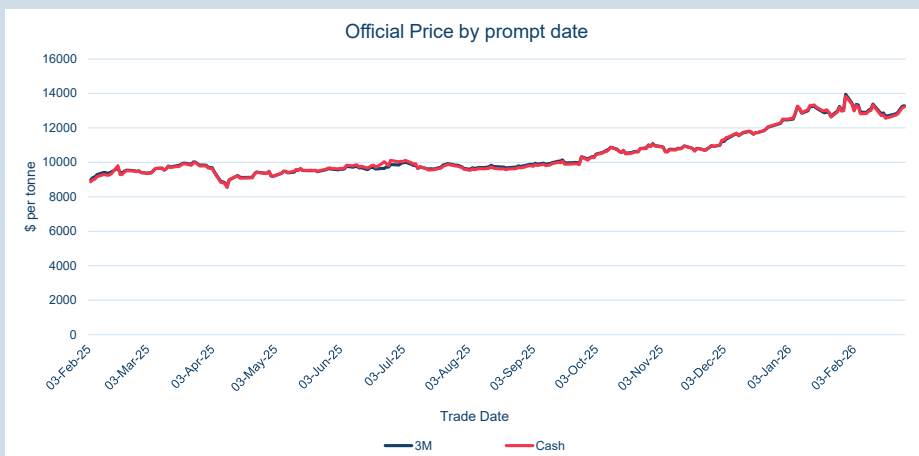
© The London Metal Exchange - An HKE X Company. 10 Finsbury Square, London EC2A 1AJ

The information contained within this presentation is for illustrative and educational purposes only and should not be relied upon in making any investment decision. The past performance of any commodity, derivative or other product referred to in the presentation cannot be relied upon as a guide to its future performance. Whilst every effort has been made to ensure the information is up-to-date and correct, the LME cannot guarantee that it is completely accurate and free from human error. The information is published "as is" without any warranty of any kind, express or implied, as to accuracy of the information and the LME shall not be liable for any losses or damage that may result from use of the presentation as a consequence of any inaccuracies in, or any omissions from, the information which it may contain. The information may not be reproduced, distributed or transmitted to any other person or incorporated in any way into another publication or other material.



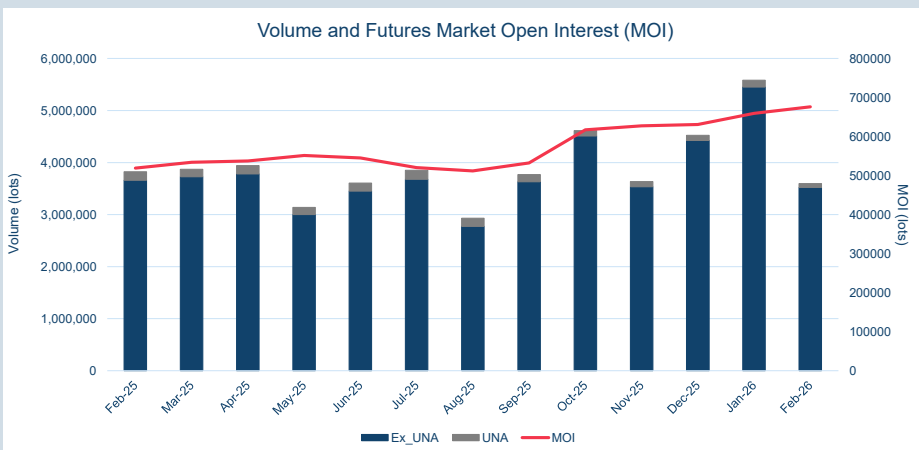
# LME Copper

## Monthly Overview - Feb-26



Cash	
Average	\$12,967.83
Minimum	\$12,561.00
Maximum	\$13,439.50

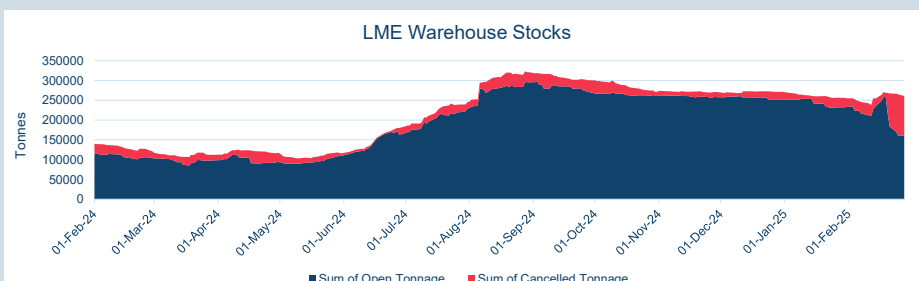
3M	
Average	\$13,049.45
Minimum	\$12,674.00
Maximum	\$13,484.00



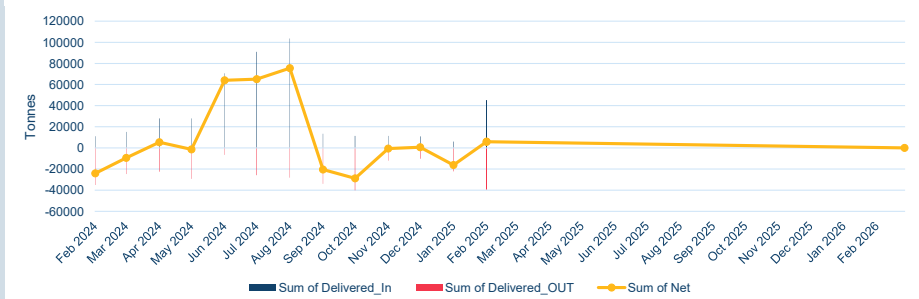
Volume (ex UNA)	Feb-2026
Lots	3,521,885

Volume (inc UNA)	Feb-2026
Lots	3,595,336
Tonnes	89,883,400

Volume	Year To Date
Lots	9,179,152
Tonnes	229,478,800



Warehouse Stock - Feb-26	
Delivered In	45,250
Delivered Out	-39,325
Net	5,925



Warehouse Stock - Year To Date	
Delivered In	51,200
Delivered Out	-61,500
Net	-10,300

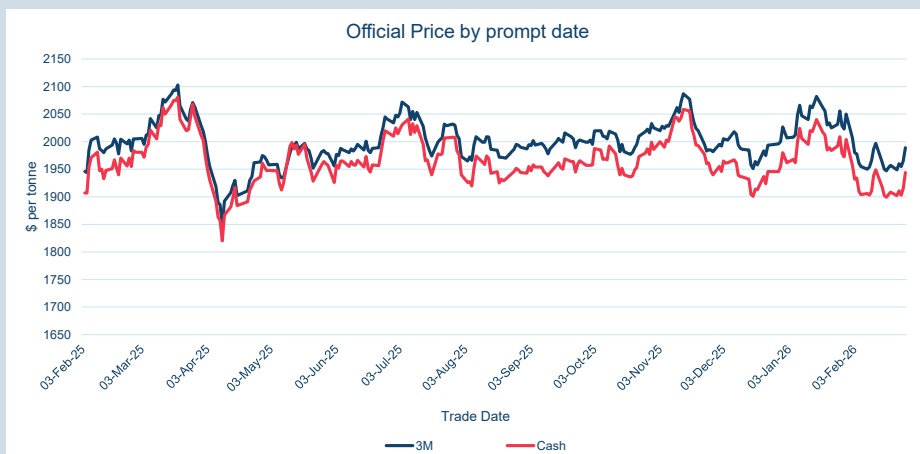
© The London Metal Exchange - An HKE X Company. 10 Finsbury Square, London EC2A 1AJ

The information contained within this presentation is for illustrative and educational purposes only and should not be relied upon in making any investment decision. The past performance of any commodity, derivative or other product referred to in the presentation cannot be relied upon as a guide to its future performance. Whilst every effort has been made to ensure the information is up-to-date and correct, the LME cannot guarantee that it is completely accurate and free from human error. The information is published "as is" without any warranty of any kind, express or implied, as to accuracy of the information and the LME shall not be liable for any losses or damage that may result from use of the presentation as a consequence of any inaccuracies in, or any omissions from, the information which it may contain. The information may not be reproduced, distributed or transmitted to any other person or incorporated in any way into another publication or other material.



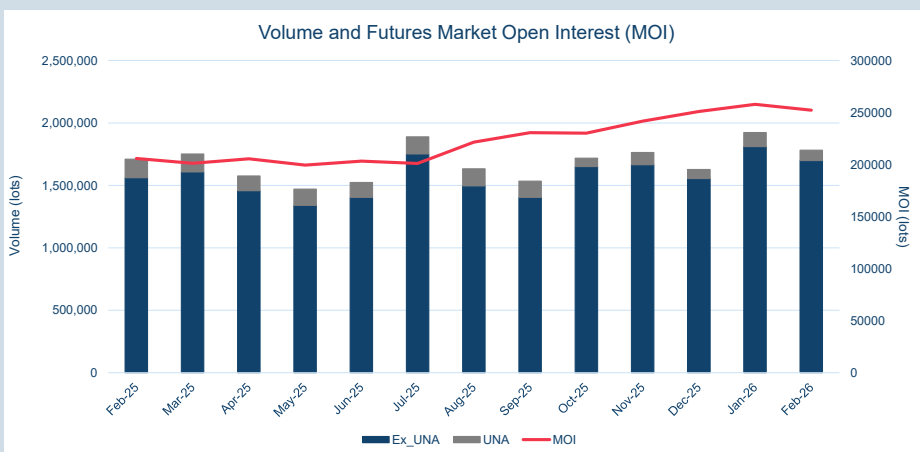
## LME Lead

### Monthly Overview - Feb-26



Cash	
Average	\$1,916.10
Minimum	\$1,899.00
Maximum	\$1,949.00

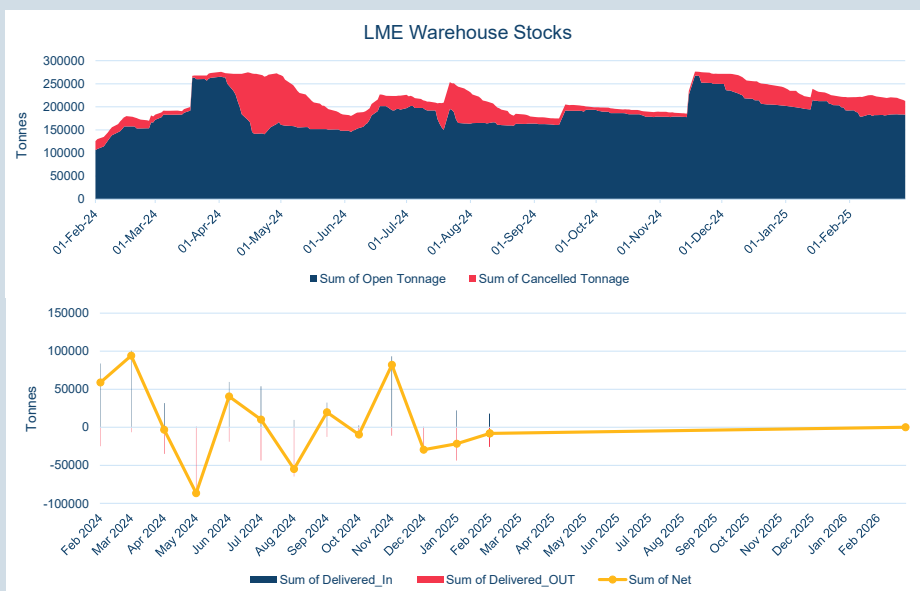
3M	
Average	\$1,964.63
Minimum	\$1,947.00
Maximum	\$1,997.00



Volume (ex UNA) Feb-2026	
Lots	1,697,698

Volume (inc UNA) Feb-2026	
Lots	1,782,760
Tonnes	44,569,000

Volume Year To Date	
Lots	3,706,705
Tonnes	92,667,625



Warehouse Stock - Feb-26	
Delivered In	17,925
Delivered Out	-25,900
Net	-7,975

Warehouse Stock - Year To Date	
Delivered In	40,050
Delivered Out	-69,600
Net	-29,550

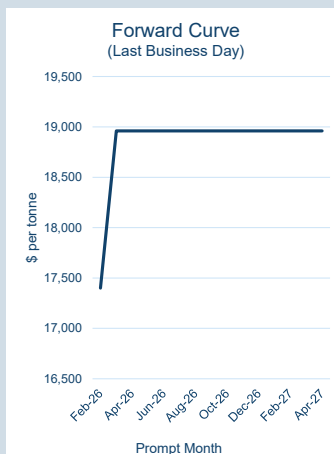
© The London Metal Exchange - An HKEX Company. 10 Finsbury Square, London EC2A 1AJ

The information contained within this presentation is for illustrative and educational purposes only and should not be relied upon in making any investment decision. The past performance of any commodity, derivative or other product referred to in the presentation cannot be relied upon as a guide to its future performance. Whilst every effort has been made to ensure the information is up-to-date and correct, the LME cannot guarantee that it is completely accurate and free from human error. The information is published "as is" without any warranty of any kind, express or implied, as to accuracy of the information and the LME shall not be liable for any losses or damage that may result from use of the presentation as a consequence of any inaccuracies in, or any omissions from, the information which it may contain. The information may not be reproduced, distributed or transmitted to any other person or incorporated in any way into another publication or other material.



## LME Lithium Hydroxide CIF (Fastmarkets MB)

### Monthly Overview - Feb-26

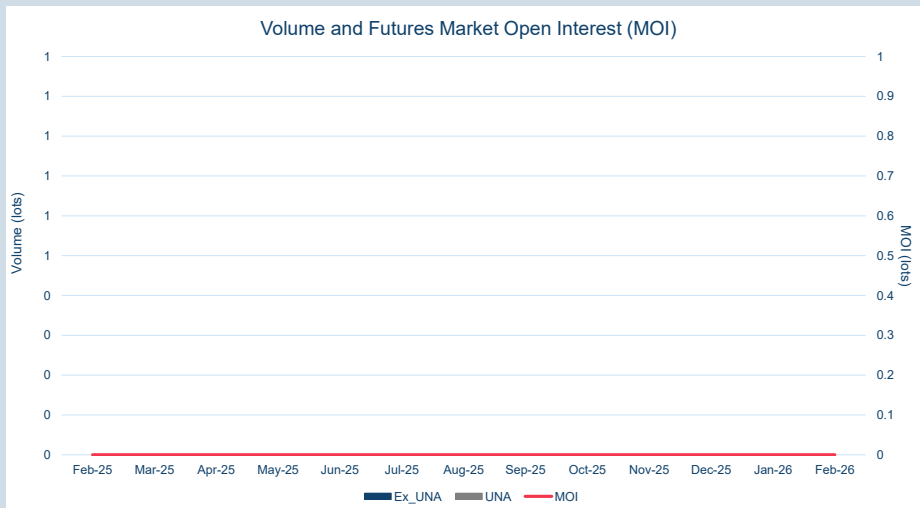


Front Month	
Average	\$17,000.00
Minimum	\$16,615.00
Maximum	\$17,500.00


Volume (ex UNA) Feb-2026	
Lots	-

Volume (inc UNA) Feb-2026	
Lots	-
Tonnes	-

Volume Year To Date	
Lots	-
Tonnes	-



Prompt Month	End of Month - Daily Settlement	Volume (inc UNA)	End of Month - MOI
Feb-26	\$ 17,400.00	-	-
Mar-26	\$ 18,960.00	-	-
Apr-26	\$ 18,960.00	-	-
May-26	\$ 18,960.00	-	-
Jun-26	\$ 18,960.00	-	-
Jul-26	\$ 18,960.00	-	-
Aug-26	\$ 18,960.00	-	-
Sep-26	\$ 18,960.00	-	-
Oct-26	\$ 18,960.00	-	-
Nov-26	\$ 18,960.00	-	-
Dec-26	\$ 18,960.00	-	-
Jan-27	\$ 18,960.00	-	-
Feb-27	\$ 18,960.00	-	-
Mar-27	\$ 18,960.00	-	-
Apr-27	\$ 18,960.00	-	-



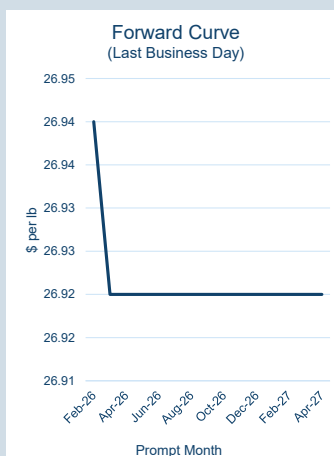
© The London Metal Exchange - An HKE X Company. 10 Finsbury Square, London EC2A 1AJ

The information contained within this presentation is for illustrative and educational purposes only and should not be relied upon in making any investment decision. The past performance of any commodity, derivative or other product referred to in the presentation cannot be relied upon as a guide to its future performance. Whilst every effort has been made to ensure the information is up-to-date and correct, the LME cannot guarantee that it is completely accurate and free from human error. The information is published "as is" without any warranty of any kind, express or implied, as to accuracy of the information and the LME shall not be liable for any losses or damage that may result from use of the presentation as a consequence of any inaccuracies in, or any omissions from, the information which it may contain. The information may not be reproduced, distributed or transmitted to any other person or incorporated in any way into another publication or other material.



## LME Molybdenum (Platts)

### Monthly Overview - Feb-26

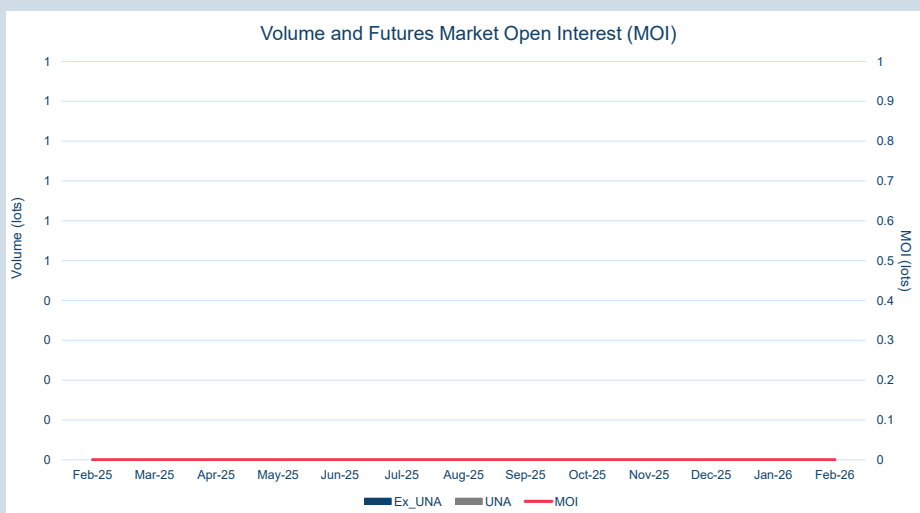


Front Month	
Average	\$26.38
Minimum	\$23.65
Maximum	\$28.66

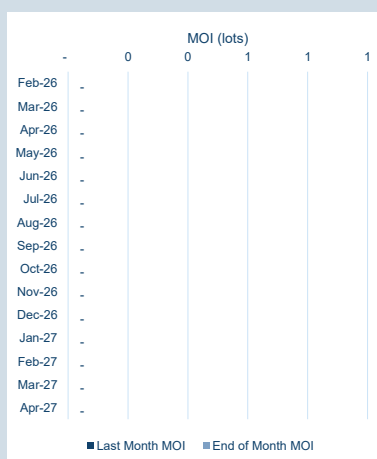
Volume (ex UNA) Feb-2026	
Lots	-

Volume (inc UNA) Feb-2026	
Lots	-
Tonnes	-

Volume Year To Date	
Lots	-
Tonnes	-



Prompt Month	End of Month - Daily Settlement	Volume (inc UNA)	End of Month - MOI
Feb-26	\$ 26.94	-	-
Mar-26	\$ 26.92	-	-
Apr-26	\$ 26.92	-	-
May-26	\$ 26.92	-	-
Jun-26	\$ 26.92	-	-
Jul-26	\$ 26.92	-	-
Aug-26	\$ 26.92	-	-
Sep-26	\$ 26.92	-	-
Oct-26	\$ 26.92	-	-
Nov-26	\$ 26.92	-	-
Dec-26	\$ 26.92	-	-
Jan-27	\$ 26.92	-	-
Feb-27	\$ 26.92	-	-
Mar-27	\$ 26.92	-	-
Apr-27	\$ 26.92	-	-



© The London Metal Exchange - An HKEX Company. 10 Finsbury Square, London EC2A 1AJ

The information contained within this presentation is for illustrative and educational purposes only and should not be relied upon in making any investment decision. The past performance of any commodity, derivative or other product referred to in the presentation cannot be relied upon as a guide to its future performance. Whilst every effort has been made to ensure the information is up-to-date and correct, the LME cannot guarantee that it is completely accurate and free from human error. The information is published "as is" without any warranty of any kind, express or implied, as to accuracy of the information and the LME shall not be liable for any losses or damage that may result from use of the presentation as a consequence of any inaccuracies in, or any omissions from, the information which it may contain. The information may not be reproduced, distributed or transmitted to any other person or incorporated in any way into another publication or other material.



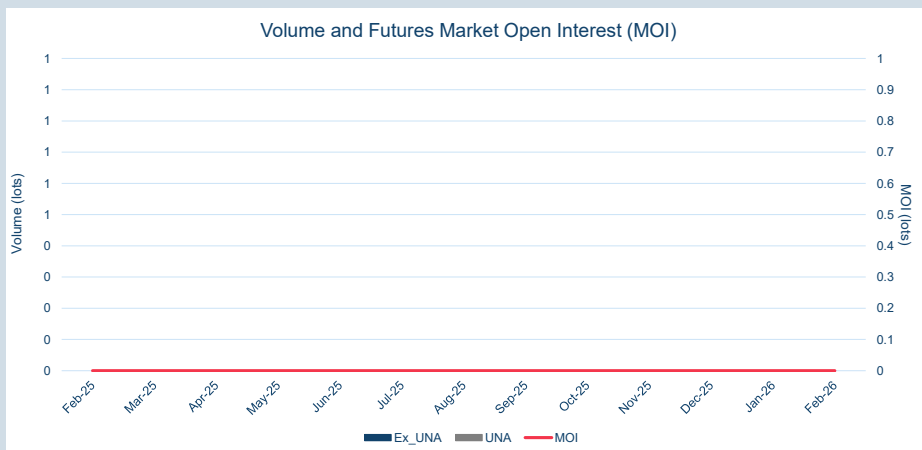
## LME NASAAC

### Monthly Overview - Feb-26



Cash	
Average	\$2,400.00
Minimum	\$2,400.00
Maximum	\$2,400.00

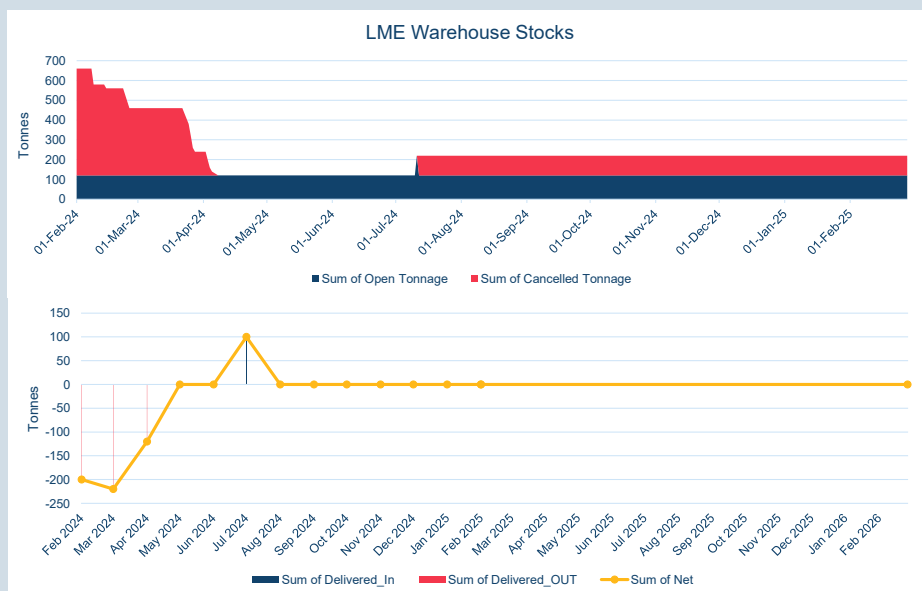
3M	
Average	\$2,400.00
Minimum	\$2,400.00
Maximum	\$2,400.00



Volume (ex UNA)	Feb-2026
Lots	-

Volume (inc UNA)	Feb-2026
Lots	-
Tonnes	-

Volume	Year To Date
Lots	-
Tonnes	-



Warehouse Stock - Feb-26	
Delivered In	0
Delivered Out	0
Net	0

Warehouse Stock - Year to Date	
Delivered In	0
Delivered Out	0
Net	0

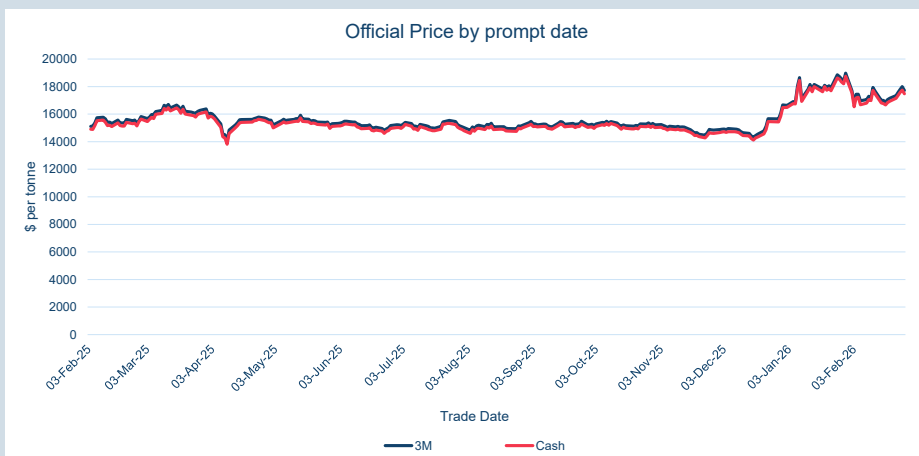
© The London Metal Exchange - An HKEX Company. 10 Finsbury Square, London EC2A 1AJ

The information contained within this presentation is for illustrative and educational purposes only and should not be relied upon in making any investment decision. The past performance of any commodity, derivative or other product referred to in the presentation cannot be relied upon as a guide to its future performance. Whilst every effort has been made to ensure the information is up-to-date and correct, the LME cannot guarantee that it is completely accurate and free from human error. The information is published "as is" without any warranty of any kind, express or implied, as to accuracy of the information and the LME shall not be liable for any losses or damage that may result from use of the presentation as a consequence of any inaccuracies in, or any omissions from, the information which it may contain. The information may not be reproduced, distributed or transmitted to any other person or incorporated in any way into another publication or other material.



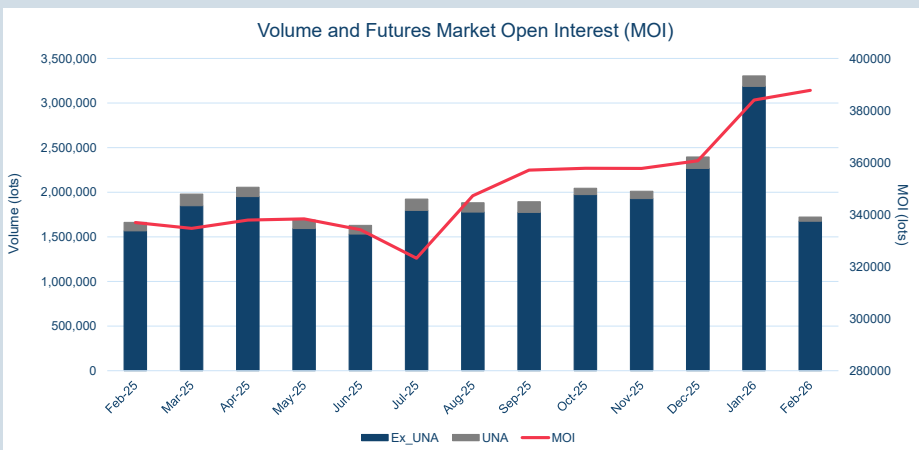
# LME Nickel

## Monthly Overview - Feb-26



Cash	
Average	\$17,132.75
Minimum	\$16,540.00
Maximum	\$17,750.00

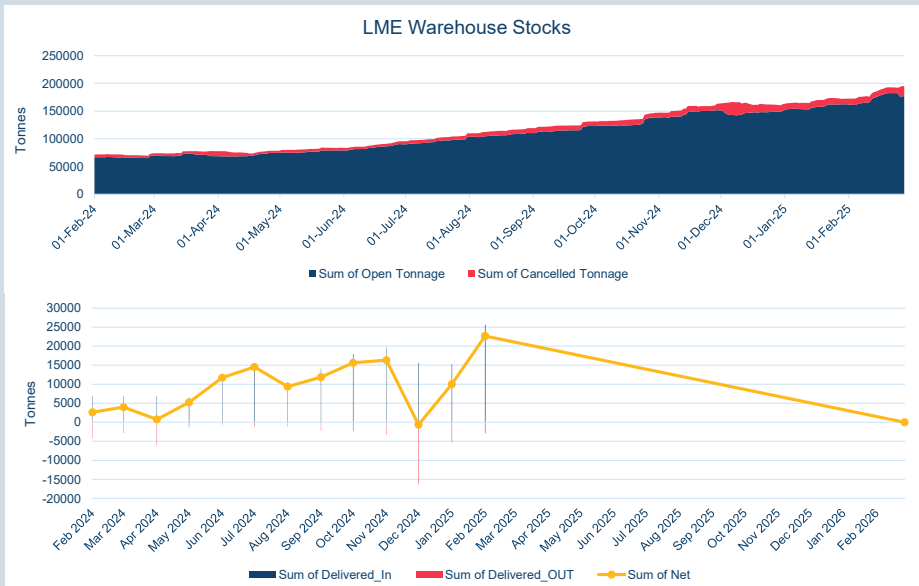
3M	
Average	\$17,362.75
Minimum	\$16,825.00
Maximum	\$18,000.00



Volume (ex UNA) Feb-2026	
Lots	1,675,004

Volume (inc UNA) Feb-2026	
Lots	1,722,785
Tonnes	10,336,710

Volume Year To Date	
Lots	5,028,323
Tonnes	30,169,938



Warehouse Stock - Feb-26	
Delivered In	25,602
Delivered Out	-2,940
Net	22,662

Warehouse Stock - Year To Date	
Delivered In	40,884
Delivered Out	-8,196
Net	32,688

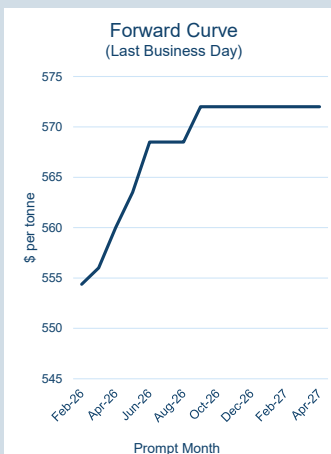
© The London Metal Exchange - An HKEX Company. 10 Finsbury Square, London EC2A 1AJ

The information contained within this presentation is for illustrative and educational purposes only and should not be relied upon in making any investment decision. The past performance of any commodity, derivative or other product referred to in the presentation cannot be relied upon as a guide to its future performance. Whilst every effort has been made to ensure the information is up-to-date and correct, the LME cannot guarantee that it is completely accurate and free from human error. The information is published "as is" without any warranty of any kind, express or implied, as to accuracy of the information and the LME shall not be liable for any losses or damage that may result from use of the presentation as a consequence of any inaccuracies in, or any omissions from, the information which it may contain. The information may not be reproduced, distributed or transmitted to any other person or incorporated in any way into another publication or other material.



## LME Steel Rebar FOB Turkey (Platts)

Monthly Overview - Feb-26

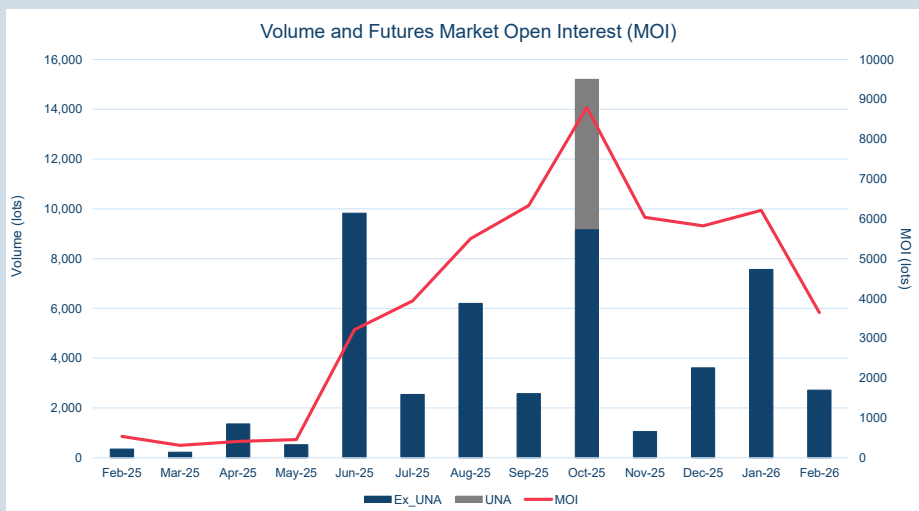


Front Month	
Average	\$557.32
Minimum	\$554.38
Maximum	\$560.00

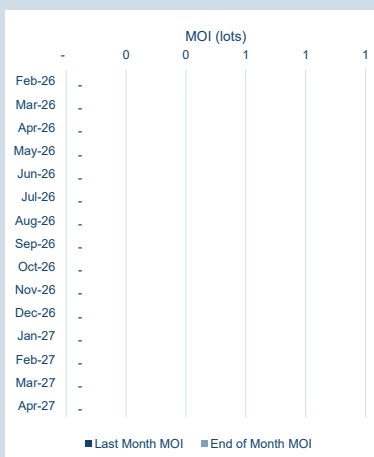
Volume (ex UNA) Feb-2026	
Lots	2,720

Volume (inc UNA) Feb-2026	
Lots	2,720
Tonnes	27,200

Volume Year To Date	
Lots	10,287
Tonnes	102,870



Prompt Month	End of Month - Daily Settlement	Volume (inc UNA)	End of Month - MOI
Feb-26	\$ 554.38	600	-
Mar-26	\$ 556.00	200	-
Apr-26	\$ 560.00	150	-
May-26	\$ 563.50	700	-
Jun-26	\$ 568.50	710	-
Jul-26	\$ 568.50	170	-
Aug-26	\$ 568.50	170	-
Sep-26	\$ 572.00	20	-
Oct-26	\$ 572.00	-	-
Nov-26	\$ 572.00	-	-
Dec-26	\$ 572.00	-	-
Jan-27	\$ 572.00	-	-
Feb-27	\$ 572.00	-	-
Mar-27	\$ 572.00	-	-
Apr-27	\$ 572.00	-	-



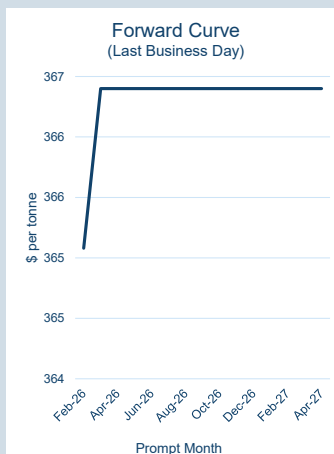
© The London Metal Exchange - An HKEX Company. 10 Finsbury Square, London EC2A 1AJ

The information contained within this presentation is for illustrative and educational purposes only and should not be relied upon in making any investment decision. The past performance of any commodity, derivative or other product referred to in the presentation cannot be relied upon as a guide to its future performance. Whilst every effort has been made to ensure the information is up-to-date and correct, the LME cannot guarantee that it is completely accurate and free from human error. The information is published "as is" without any warranty of any kind, express or implied, as to accuracy of the information and the LME shall not be liable for any losses or damage that may result from use of the presentation as a consequence of any inaccuracies in, or any omissions from, the information which it may contain. The information may not be reproduced, distributed or transmitted to any other person or incorporated in any way into another publication or other material.



## LME Steel Scrap CFR India (Platts)

### Monthly Overview - Feb-26

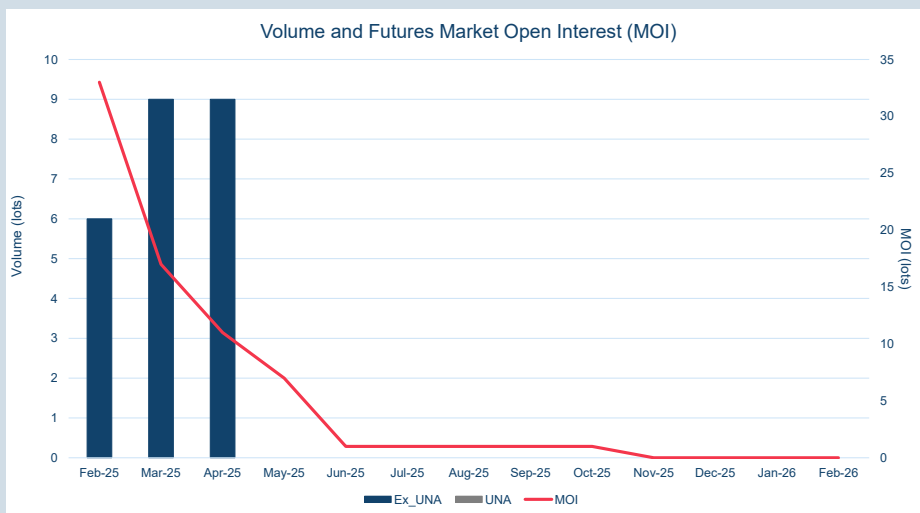


Front Month	
Average	\$364.13
Minimum	\$360.68
Maximum	\$365.60

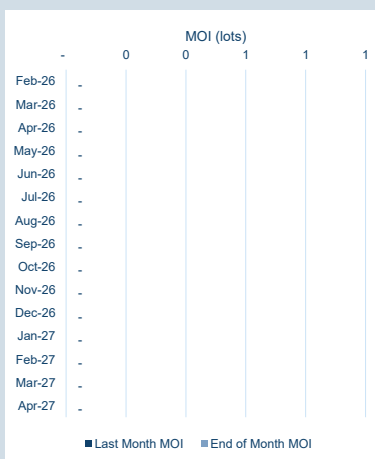
Volume (ex UNA) Feb-2026	
Lots	-

Volume (inc UNA) Feb-2026	
Lots	-
Tonnes	-

Volume Year To Date	
Lots	-
Tonnes	-



Prompt Month	End of Month - Daily Settlement	Volume (inc UNA)	End of Month - MOI
Feb-26	\$ 365.08	-	-
Mar-26	\$ 366.40	-	-
Apr-26	\$ 366.40	-	-
May-26	\$ 366.40	-	-
Jun-26	\$ 366.40	-	-
Jul-26	\$ 366.40	-	-
Aug-26	\$ 366.40	-	-
Sep-26	\$ 366.40	-	-
Oct-26	\$ 366.40	-	-
Nov-26	\$ 366.40	-	-
Dec-26	\$ 366.40	-	-
Jan-27	\$ 366.40	-	-
Feb-27	\$ 366.40	-	-
Mar-27	\$ 366.40	-	-
Apr-27	\$ 366.40	-	-



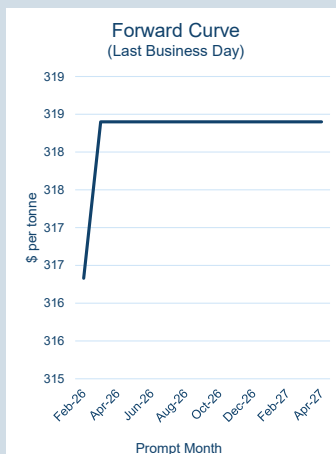
© The London Metal Exchange - An HKEX Company. 10 Finsbury Square, London EC2A 1AJ

The information contained within this presentation is for illustrative and educational purposes only and should not be relied upon in making any investment decision. The past performance of any commodity, derivative or other product referred to in the presentation cannot be relied upon as a guide to its future performance. Whilst every effort has been made to ensure the information is up-to-date and correct, the LME cannot guarantee that it is completely accurate and free from human error. The information is published "as is" without any warranty of any kind, express or implied, as to accuracy of the information and the LME shall not be liable for any losses or damage that may result from use of the presentation as a consequence of any inaccuracies in, or any omissions from, the information which it may contain. The information may not be reproduced, distributed or transmitted to any other person or incorporated in any way into another publication or other material.



## LME Steel Scrap CFR Taiwan (Argus)

Monthly Overview - Feb-26

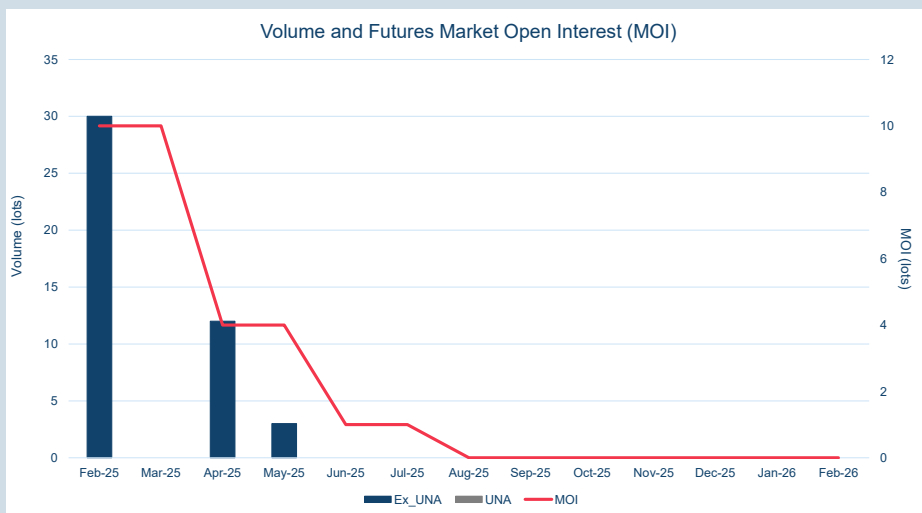


Front Month	
Average	\$315.54
Minimum	\$314.00
Maximum	\$316.33

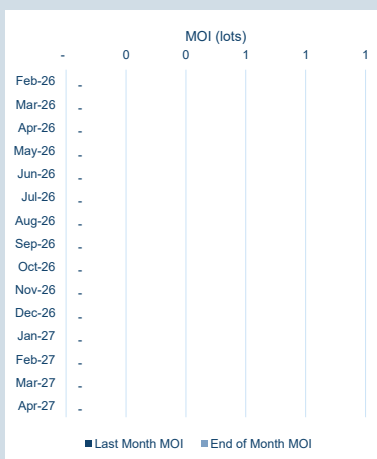
Volume (ex UNA) Feb-2026	
Lots	-

Volume (inc UNA) Feb-2026	
Lots	-
Tonnes	-

Volume Year To Date	
Lots	-
Tonnes	-



Prompt Month	End of Month - Daily Settlement	Volume (inc UNA)	End of Month - MOI
Feb-26	\$ 316.33	-	-
Mar-26	\$ 318.40	-	-
Apr-26	\$ 318.40	-	-
May-26	\$ 318.40	-	-
Jun-26	\$ 318.40	-	-
Jul-26	\$ 318.40	-	-
Aug-26	\$ 318.40	-	-
Sep-26	\$ 318.40	-	-
Oct-26	\$ 318.40	-	-
Nov-26	\$ 318.40	-	-
Dec-26	\$ 318.40	-	-
Jan-27	\$ 318.40	-	-
Feb-27	\$ 318.40	-	-
Mar-27	\$ 318.40	-	-
Apr-27	\$ 318.40	-	-



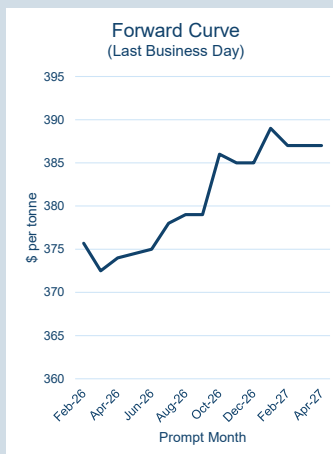
© The London Metal Exchange - An HKE X Company. 10 Finsbury Square, London EC2A 1AJ

The information contained within this presentation is for illustrative and educational purposes only and should not be relied upon in making any investment decision. The past performance of any commodity, derivative or other product referred to in the presentation cannot be relied upon as a guide to its future performance. Whilst every effort has been made to ensure the information is up-to-date and correct, the LME cannot guarantee that it is completely accurate and free from human error. The information is published "as is" without any warranty of any kind, express or implied, as to accuracy of the information and the LME shall not be liable for any losses or damage that may result from use of the presentation as a consequence of any inaccuracies in, or any omissions from, the information which it may contain. The information may not be reproduced, distributed or transmitted to any other person or incorporated in any way into another publication or other material.



## LME Steel Scrap CFR Turkey (Platts)

Monthly Overview - Feb-26

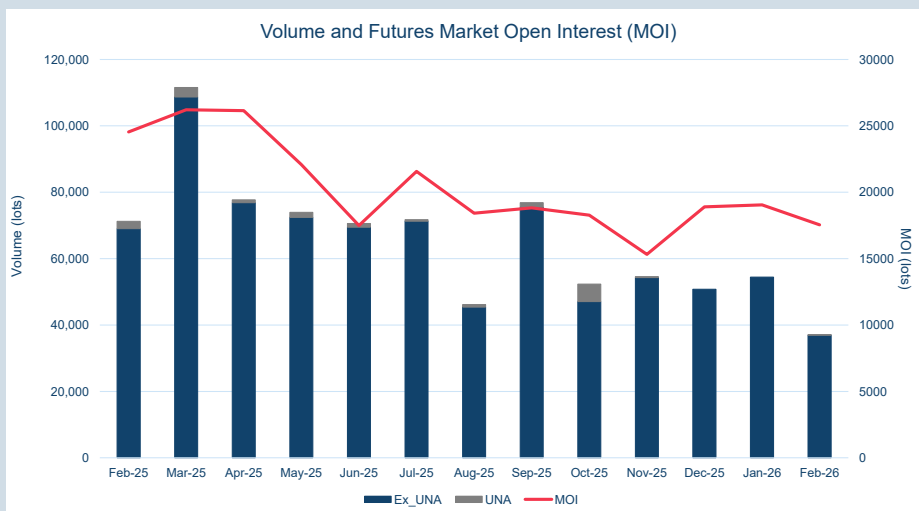


Front Month	
Average	\$375.16
Minimum	\$372.50
Maximum	\$378.50

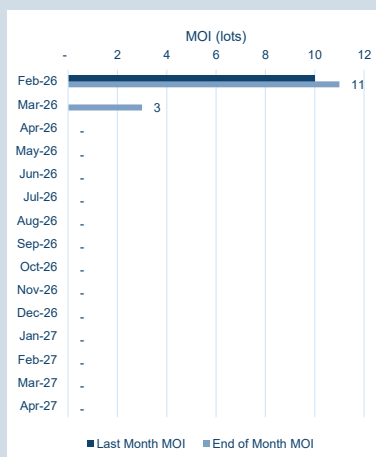
Volume (ex UNA) Feb-2026	
Lots	36,944

Volume (inc UNA) Feb-2026	
Lots	37,144
Tonnes	371,440

Volume Year To Date	
Lots	91,576
Tonnes	915,760



Prompt Month	End of Month - Daily Settlement	Volume (inc UNA)	End of Month - MOI
Feb-26	\$ 375.70	648	11
Mar-26	\$ 372.50	16,060	3
Apr-26	\$ 374.00	15,462	-
May-26	\$ 374.50	320	-
Jun-26	\$ 375.00	1,415	-
Jul-26	\$ 378.00	640	-
Aug-26	\$ 379.00	232	-
Sep-26	\$ 379.00	257	-
Oct-26	\$ 386.00	382	-
Nov-26	\$ 385.00	246	-
Dec-26	\$ 385.00	270	-
Jan-27	\$ 389.00	412	-
Feb-27	\$ 387.00	400	-
Mar-27	\$ 387.00	400	-
Apr-27	\$ 387.00	-	-



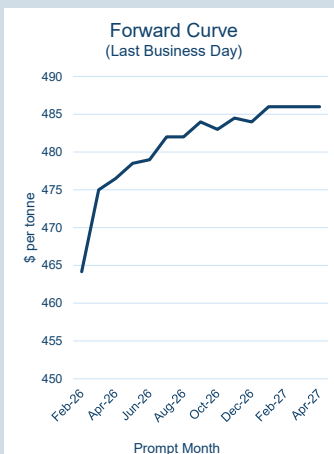
© The London Metal Exchange - An HKE X Company. 10 Finsbury Square, London EC2A 1AJ

The information contained within this presentation is for illustrative and educational purposes only and should not be relied upon in making any investment decision. The past performance of any commodity, derivative or other product referred to in the presentation cannot be relied upon as a guide to its future performance. Whilst every effort has been made to ensure the information is up-to-date and correct, the LME cannot guarantee that it is completely accurate and free from human error. The information is published "as is" without any warranty of any kind, express or implied, as to accuracy of the information and the LME shall not be liable for any losses or damage that may result from use of the presentation as a consequence of any inaccuracies in, or any omissions from, the information which it may contain. The information may not be reproduced, distributed or transmitted to any other person or incorporated in any way into another publication or other material.



## LME Steel HRC FOB China (Argus)

### Monthly Overview - Feb-26

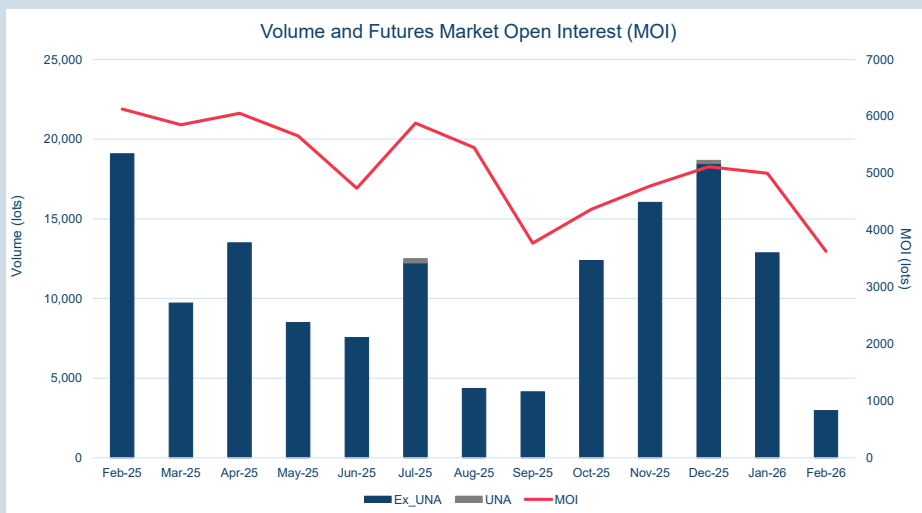


Front Month	
Average	\$463.08
Minimum	\$458.50
Maximum	\$465.50

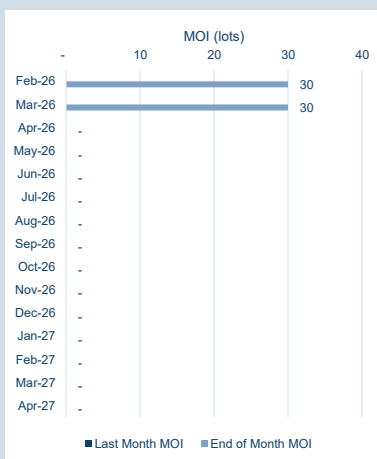
Volume (ex UNA) Feb-2026	
Lots	2,958

Volume (inc UNA) Feb-2026	
Lots	2,958
Tonnes	29,580

Volume Year To Date	
Lots	15,824
Tonnes	158,240



Prompt Month	End of Month - Daily Settlement	Volume (inc UNA)	End of Month - MOI
Feb-26	\$ 464.17	70	30
Mar-26	\$ 475.00	2,039	30
Apr-26	\$ 476.50	523	-
May-26	\$ 478.50	43	-
Jun-26	\$ 479.00	190	-
Jul-26	\$ 482.00	-	-
Aug-26	\$ 482.00	12	-
Sep-26	\$ 484.00	-	-
Oct-26	\$ 483.00	18	-
Nov-26	\$ 484.50	16	-
Dec-26	\$ 484.00	18	-
Jan-27	\$ 486.00	29	-
Feb-27	\$ 486.00	-	-
Mar-27	\$ 486.00	-	-
Apr-27	\$ 486.00	-	-



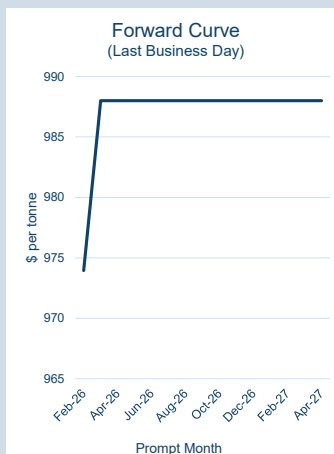
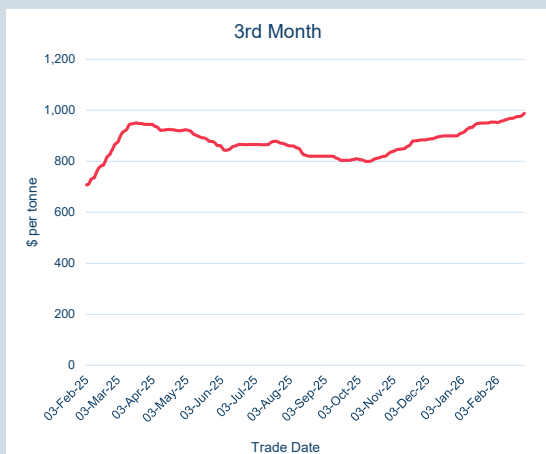
© The London Metal Exchange - An HKEX Company. 10 Finsbury Square, London EC2A 1AJ

The information contained within this presentation is for illustrative and educational purposes only and should not be relied upon in making any investment decision. The past performance of any commodity, derivative or other product referred to in the presentation cannot be relied upon as a guide to its future performance. Whilst every effort has been made to ensure the information is up-to-date and correct, the LME cannot guarantee that it is completely accurate and free from human error. The information is published "as is" without any warranty of any kind, express or implied, as to accuracy of the information and the LME shall not be liable for any losses or damage that may result from use of the presentation as a consequence of any inaccuracies in, or any omissions from, the information which it may contain. The information may not be reproduced, distributed or transmitted to any other person or incorporated in any way into another publication or other material.



## LME Steel HRC N. America (Platts)

### Monthly Overview - Feb-26

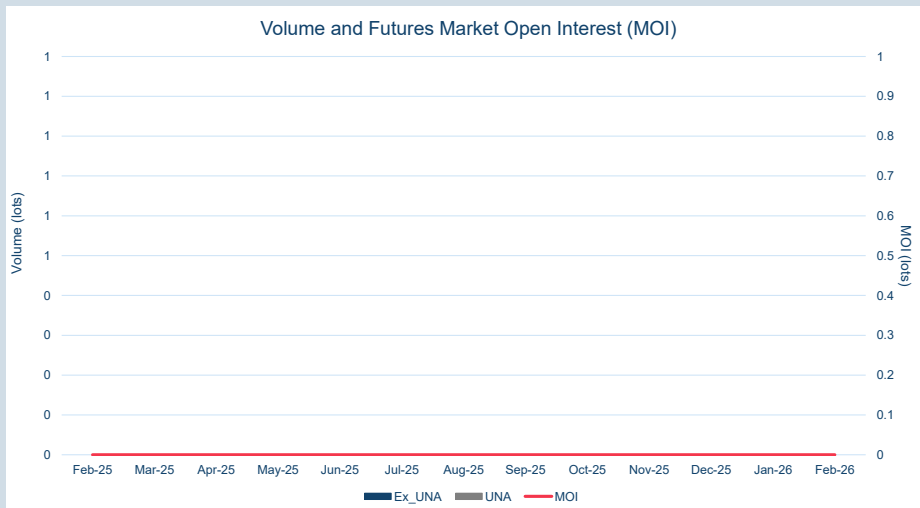


Front Month	
Average	\$966.08
Minimum	\$950.00
Maximum	\$973.95


Volume (ex UNA) Feb-2026	
Lots	-

Volume (inc UNA) Feb-2026	
Lots	-
Tonnes	-

Volume Year To Date	
Lots	-
Tonnes	-



Prompt Month	End of Month - Daily Settlement	Volume (inc UNA)	End of Month - MOI
Feb-26	\$ 973.95	-	-
Mar-26	\$ 988.00	-	-
Apr-26	\$ 988.00	-	-
May-26	\$ 988.00	-	-
Jun-26	\$ 988.00	-	-
Jul-26	\$ 988.00	-	-
Aug-26	\$ 988.00	-	-
Sep-26	\$ 988.00	-	-
Oct-26	\$ 988.00	-	-
Nov-26	\$ 988.00	-	-
Dec-26	\$ 988.00	-	-
Jan-27	\$ 988.00	-	-
Feb-27	\$ 988.00	-	-
Mar-27	\$ 988.00	-	-
Apr-27	\$ 988.00	-	-



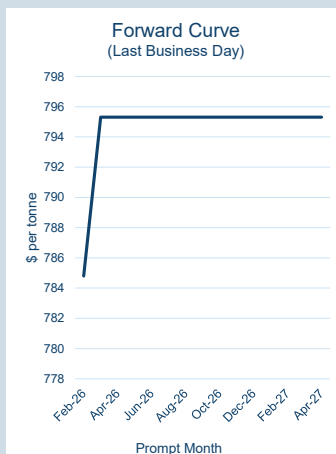
© The London Metal Exchange - An HKEX Company. 10 Finsbury Square, London EC2A 1AJ

The information contained within this presentation is for illustrative and educational purposes only and should not be relied upon in making any investment decision. The past performance of any commodity, derivative or other product referred to in the presentation cannot be relied upon as a guide to its future performance. Whilst every effort has been made to ensure the information is up-to-date and correct, the LME cannot guarantee that it is completely accurate and free from human error. The information is published "as is" without any warranty of any kind, express or implied, as to accuracy of the information and the LME shall not be liable for any losses or damage that may result from use of the presentation as a consequence of any inaccuracies in, or any omissions from, the information which it may contain. The information may not be reproduced, distributed or transmitted to any other person or incorporated in any way into another publication or other material.



## LME HRC NW Europe (Argus)

### Monthly Overview - Feb-26

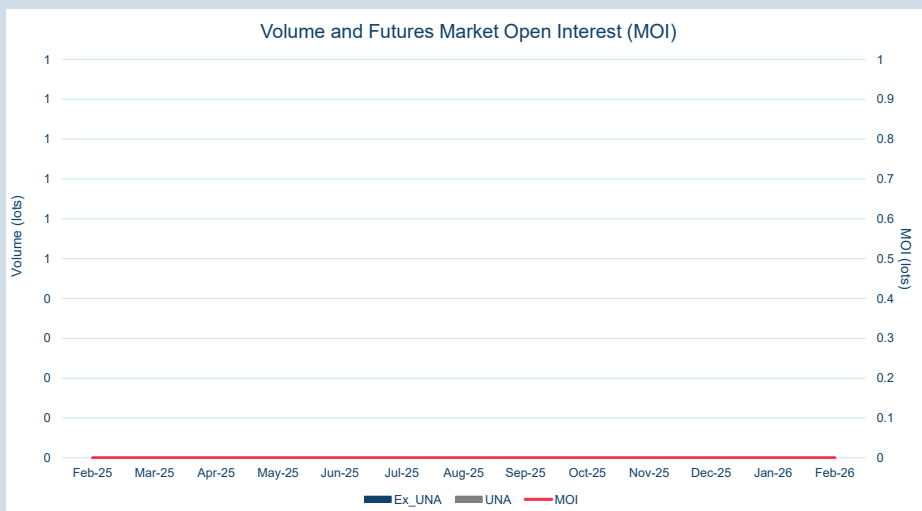


Front Month	
Average	\$775.04
Minimum	\$745.92
Maximum	\$788.88

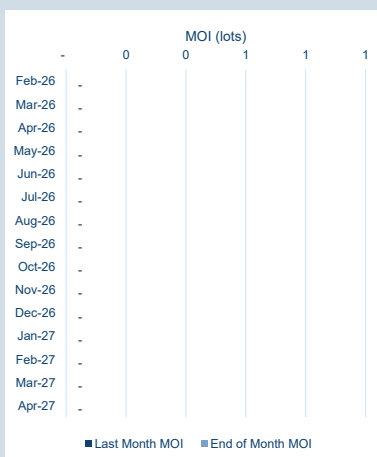
Volume (ex UNA) Feb-2026	
Lots	-

Volume (inc UNA) Feb-2026	
Lots	-
Tonnes	-

Volume Year To Date	
Lots	-
Tonnes	-



Prompt Month	End of Month - Daily Settlement	Volume (inc UNA)	End of Month - MOI
Feb-26	\$ 784.80	-	-
Mar-26	\$ 795.31	-	-
Apr-26	\$ 795.31	-	-
May-26	\$ 795.31	-	-
Jun-26	\$ 795.31	-	-
Jul-26	\$ 795.31	-	-
Aug-26	\$ 795.31	-	-
Sep-26	\$ 795.31	-	-
Oct-26	\$ 795.31	-	-
Nov-26	\$ 795.31	-	-
Dec-26	\$ 795.31	-	-
Jan-27	\$ 795.31	-	-
Feb-27	\$ 795.31	-	-
Mar-27	\$ 795.31	-	-
Apr-27	\$ 795.31	-	-



© The London Metal Exchange - An HKEX Company. 10 Finsbury Square, London EC2A 1AJ

The information contained within this presentation is for illustrative and educational purposes only and should not be relied upon in making any investment decision. The past performance of any commodity, derivative or other product referred to in the presentation cannot be relied upon as a guide to its future performance. Whilst every effort has been made to ensure the information is up-to-date and correct, the LME cannot guarantee that it is completely accurate and free from human error. The information is published "as is" without any warranty of any kind, express or implied, as to accuracy of the information and the LME shall not be liable for any losses or damage that may result from use of the presentation as a consequence of any inaccuracies in, or any omissions from, the information which it may contain. The information may not be reproduced, distributed or transmitted to any other person or incorporated in any way into another publication or other material.



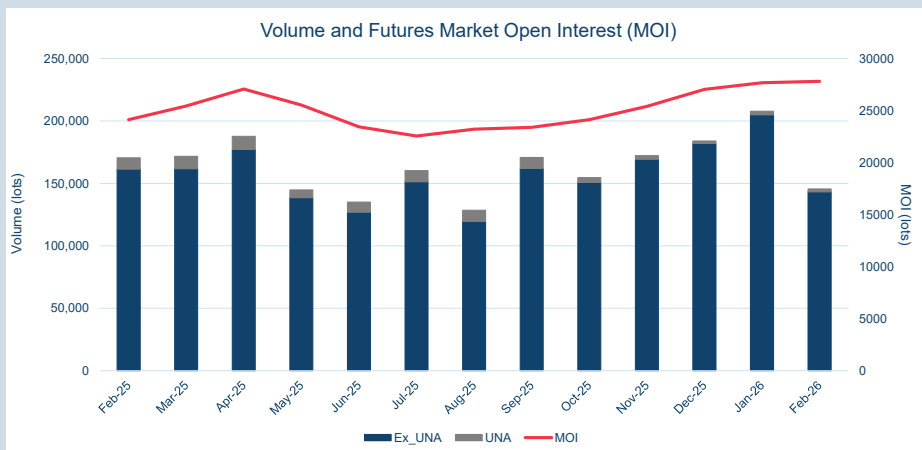
## LME Tin

### Monthly Overview - Feb-26



Cash	
Average	\$48,675.00
Minimum	\$45,500.00
Maximum	\$57,425.00

3M	
Average	\$48,735.00
Minimum	\$45,600.00
Maximum	\$57,175.00



Volume (ex UNA)	Feb-2026
Lots	143,092

Volume (inc UNA)	Feb-2026
Lots	145,524
Tonnes	727,620

Volume	Year To Date
Lots	353,332
Tonnes	1,766,660



Warehouse Stock - Feb-26	
Delivered In	410
Delivered Out	-965
Net	-555

Warehouse Stock - Year to Date	
Delivered In	675
Delivered Out	-1,695
Net	-1,020

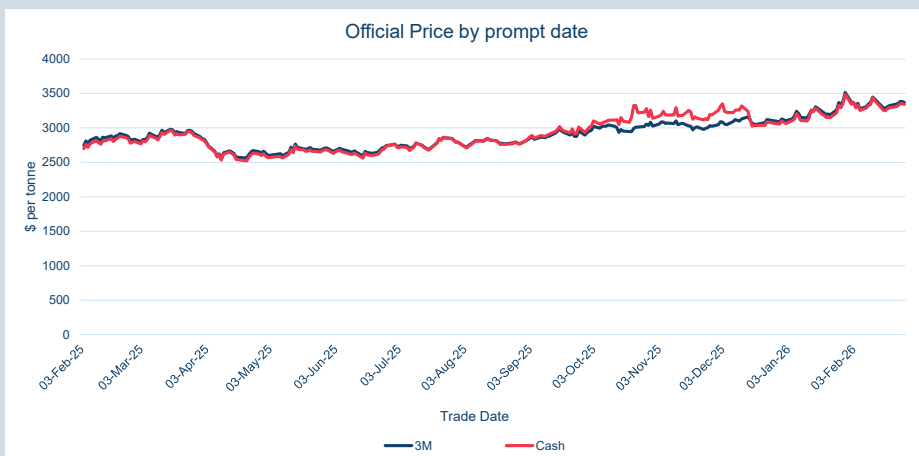
© The London Metal Exchange - An HKEX Company. 10 Finsbury Square, London EC2A 1AJ

The information contained within this presentation is for illustrative and educational purposes only and should not be relied upon in making any investment decision. The past performance of any commodity, derivative or other product referred to in the presentation cannot be relied upon as a guide to its future performance. Whilst every effort has been made to ensure the information is up-to-date and correct, the LME cannot guarantee that it is completely accurate and free from human error. The information is published "as is" without any warranty of any kind, express or implied, as to accuracy of the information and the LME shall not be liable for any losses or damage that may result from use of the presentation as a consequence of any inaccuracies in, or any omissions from, the information which it may contain. The information may not be reproduced, distributed or transmitted to any other person or incorporated in any way into another publication or other material.



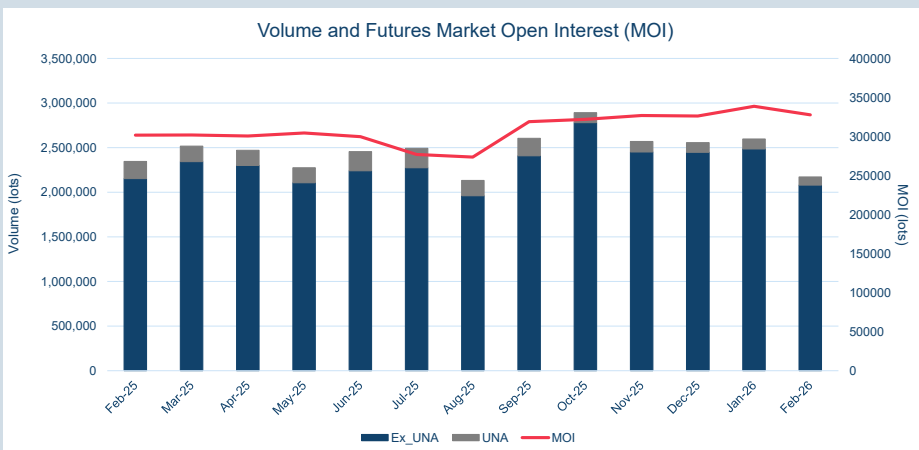
## LME Zinc

### Monthly Overview - Feb-26



Cash	
Average	\$3,320.80
Minimum	\$3,250.00
Maximum	\$3,437.00

3M	
Average	\$3,345.83
Minimum	\$3,278.00
Maximum	\$3,447.00



Volume (ex UNA)	Feb-2026
Lots	2,080,025

Volume (inc UNA)	Feb-2026
Lots	2,172,863
Tonnes	54,321,575

Volume	Year To Date
Lots	4,769,863
Tonnes	119,246,575



Warehouse Stock - Feb-26	
Delivered In	20,125
Delivered Out	-35,800
Net	-15,675

Warehouse Stock - Year To Date	
Delivered In	21,625
Delivered Out	-92,125
Net	-70,500

© The London Metal Exchange - An HKEX Company. 10 Finsbury Square, London EC2A 1AJ

The information contained within this presentation is for illustrative and educational purposes only and should not be relied upon in making any investment decision. The past performance of any commodity, derivative or other product referred to in the presentation cannot be relied upon as a guide to its future performance. Whilst every effort has been made to ensure the information is up-to-date and correct, the LME cannot guarantee that it is completely accurate and free from human error. The information is published "as is" without any warranty of any kind, express or implied, as to accuracy of the information and the LME shall not be liable for any losses or damage that may result from use of the presentation as a consequence of any inaccuracies in, or any omissions from, the information which it may contain. The information may not be reproduced, distributed or transmitted to any other person or incorporated in any way into another publication or other material.