

Prices - Jan-26

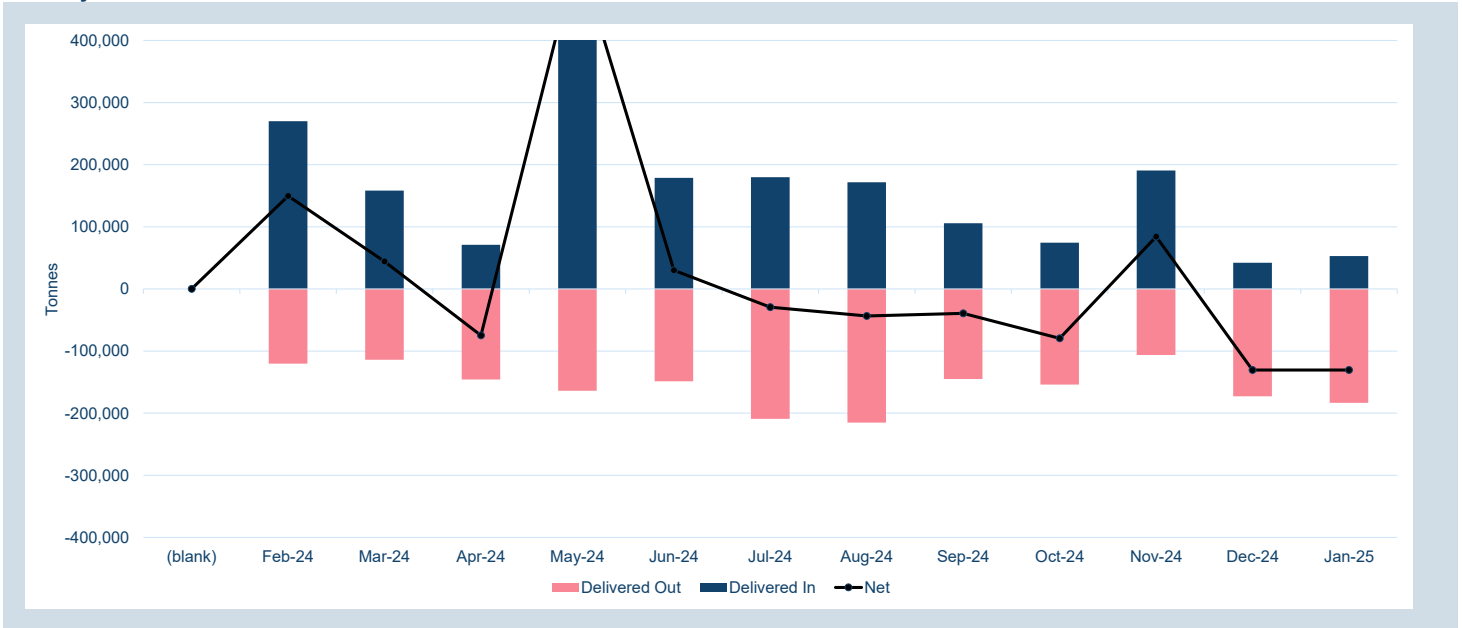
Contract	Official Cash Settlement Price				Official 3 Month Price			
	Average	Low	High	*M/M Change %	Average	Low	High	*M/M Change %
LME Aluminium	\$3,148.40	\$2,986.00	\$3,325.00	9.5%	\$3,153.19	\$3,010.50	\$3,326.00	8.4%
LME Aluminium Alloy	\$2,509.00	\$2,509.00	\$2,509.00	0.0%	\$2,509.00	\$2,509.00	\$2,509.00	0.0%
LME NASAAC	\$2,400.00	\$2,400.00	\$2,400.00	0.0%	\$2,400.00	\$2,400.00	\$2,400.00	0.0%
LME Copper	\$13,088.88	\$12,571.00	\$13,844.00	10.9%	\$13,070.48	\$12,511.00	\$13,952.00	11.0%
LME Lead	\$1,998.26	\$1,957.00	\$2,040.00	2.9%	\$2,043.17	\$2,006.50	\$2,082.00	2.6%
LME Nickel	\$17,844.05	\$16,745.00	\$18,750.00	19.9%	\$18,033.10	\$16,875.00	\$18,975.00	19.6%
LME Tin	\$49,903.81	\$42,050.00	\$56,600.00	20.7%	\$49,953.33	\$42,000.00	\$56,800.00	20.9%
LME Zinc	\$3,220.17	\$3,101.50	\$3,487.00	1.9%	\$3,254.48	\$3,130.50	\$3,515.00	5.2%
LME Cobalt	\$55,482.86	\$52,885.00	\$55,845.00	7.4%	\$55,941.19	\$53,355.00	\$56,290.00	7.4%

\* Percentage change in average price from previous month

Warehouse stock movements (tonnes) - Jan-26

Contract	Delivered In	Delivered Out	Net	Closing
LME Aluminium	14,200	- 84,250	- 70,050	517,150
LME Aluminium Alloy	-	- 20	- 20	1,580
LME NASAAC	-	-	-	220
LME Copper	45,250	- 39,325	5,925	261,050
LME Lead	17,925	- 25,900	- 7,975	212,650
LME Nickel	25,602	- 2,940	22,662	195,162
LME Tin	410	- 965	- 555	3,740
LME Zinc	20,125	- 35,800	- 15,675	163,600
LME Cobalt	-	-	-	126
<b>Total</b>	<b>123,512</b>	<b>- 189,200</b>	<b>- 65,688</b>	<b>1,355,278</b>

Monthly Warehouse Stock Movements



© The London Metal Exchange - An HKEX Company. 10 Finsbury Square, London EC2A 1AJ

The information contained within this presentation is for illustrative and educational purposes only and should not be relied upon in making any investment decision. The past performance of any commodity, derivative or other product referred to in the presentation cannot be relied upon as a guide to its future performance. Whilst every effort has been made to ensure the information is up-to-date and correct, the LME cannot guarantee that it is completely accurate and free from human error. The information is published "as is" without any warranty of any kind, express or implied, as to accuracy of the information and the LME shall not be liable for any losses or damage that may result from use of the presentation as a consequence of any inaccuracies in, or any omissions from, the information which it may contain. The information may not be reproduced, distributed or transmitted to any other person or incorporated in any way into another publication or other material.

**Volumes - Jan-26**

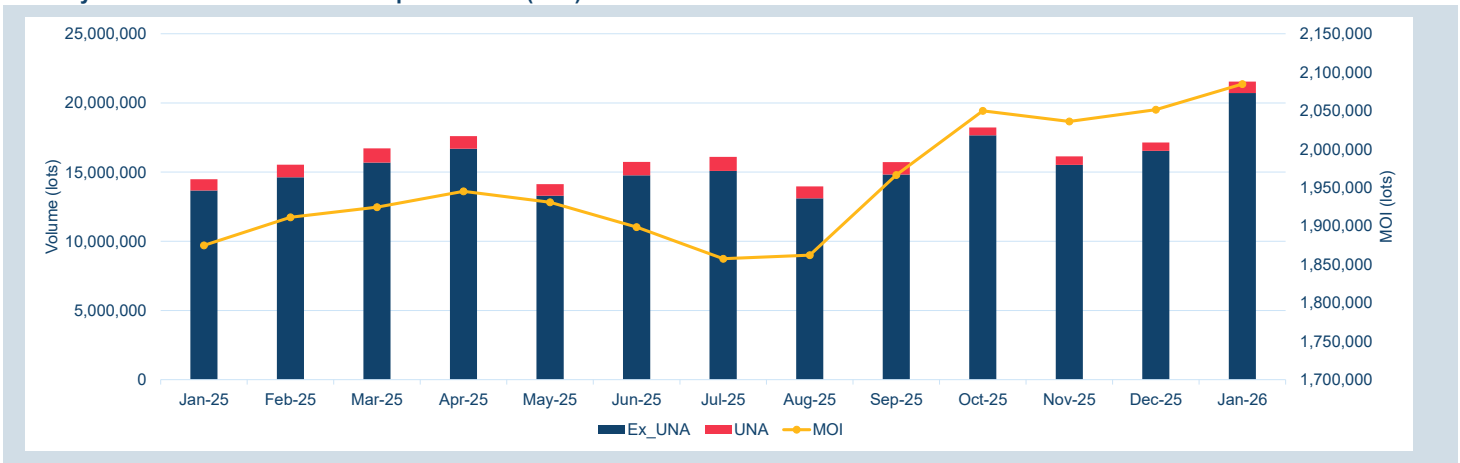
Contract	ADV (lots)	ADV Y/Y change % *	Volume Year to date (lots)	Tonnes Year to date (millions)	Futures Market Open Interest **
<b>Non-ferrous metals (futures, traded options and TAPOs)</b>					
LME Aluminium	286,473	4.4%	7,831,420	196	800,463
LME Aluminium Alloy	0	-98.5%	-	-	2
LME NASAAC	-	-	-	-	-
LME Copper	191,063	29.2%	5,583,816	140	361,824
LME Lead	85,515	11.2%	1,923,945	48	168,970
LME Nickel	83,176	29.6%	3,305,538	20	258,529
LME Tin	8,526	37.4%	207,808	1	23,723
LME Zinc	117,253	0.1%	2,597,000	65	258,161
LME M A Futures***	234	-25.6%	8,569	0	10,000
LMEminis	-	-	-	-	-
<b>LME Premiums</b>					
LME Aluminium Premium Duty paid US Midwest (Platts)	-	-	20	0	130
LME Aluminium Premium Duty Paid European (Fastmarkets MB)	68	9.8%	1,845	0	2,915
LME Aluminium Premium Duty Unpaid European (Fastmarkets MB)	-	-	-	-	-
<b>Minor Metals (futures)</b>					
LME Cobalt	2	-73.7%	2,564	0	649
<b>Ferrous (futures)</b>					
LME Steel HRC FOB China (Argus)	954	575.3%	12,866	0	4,992
LME Steel HRC N. America (Platts)	-	-	-	-	-
LME Steel Scrap CFR Turkey (Platts)	3,561	-14.6%	54,432	1	20,637
LME Steel Scrap CFR India (Platts)	0	-30.0%	-	-	16
LME Steel Rebar FOB Turkey (Platts)	18	-86.6%	7,567	0	271
LME Steel Scrap CFR Taiwan (Argus)	2	250.0%	-	-	10
LME HRC NW Europe (Argus)	-	-	-	-	-
<b>Precious (futures)</b>					
LME Gold	-	-	-	-	-
<b>Total</b>	<b>776,842</b>	<b>12.3%</b>	<b>21,537,390</b>	<b>470</b>	<b>1,911,292</b>
<b>Total (excl. UNA)</b>	<b>731,385</b>				

\*Percentage year-on-year change between current month and corresponding month in the previous year.

\*\*Last trading day of month

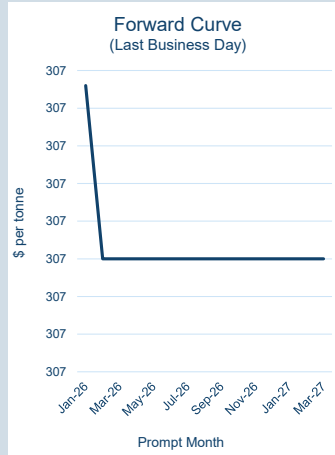
\*\*\*LME Monthly Average Futures include contracts for aluminium, aluminium alloy, NASAAC, copper, nickel, lead, tin and zinc

**Monthly Volumes & Futures Market Open Interest (MOI)**



© The London Metal Exchange - An HKE<sub>X</sub> Company. 10 Finsbury Square, London EC2A 1AJ

The information contained within this presentation is for illustrative and educational purposes only and should not be relied upon in making any investment decision. The past performance of any commodity, derivative or other product referred to in the presentation cannot be relied upon as a guide to its future performance. Whilst every effort has been made to ensure the information is up-to-date and correct, the LME cannot guarantee that it is completely accurate and free from human error. The information is published "as is" without any warranty of any kind, express or implied, as to accuracy of the information and the LME shall not be liable for any losses or damage that may result from use of the presentation as a consequence of any inaccuracies in, or any omissions from, the information which it may contain. The information may not be reproduced, distributed or transmitted to any other person or incorporated in any way into another publication or other material.

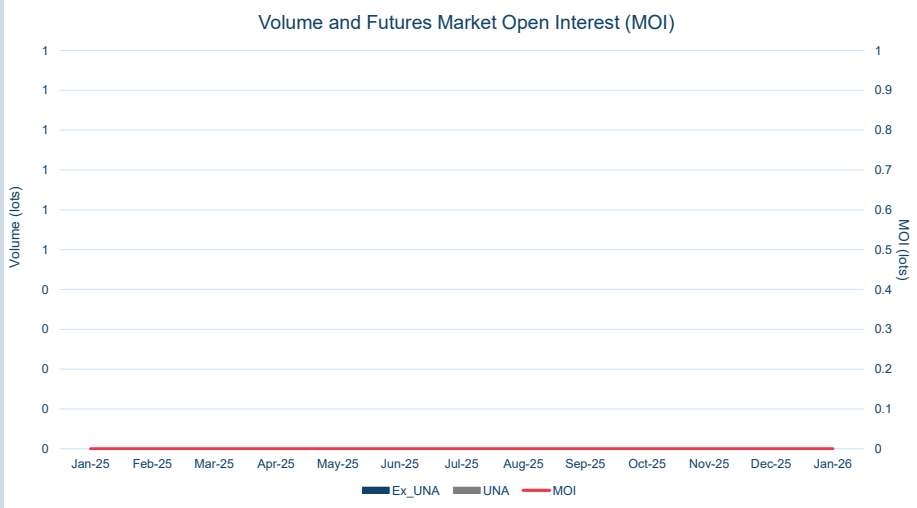


Front Month	
Average	\$307.07
Minimum	\$303.14
Maximum	\$309.14

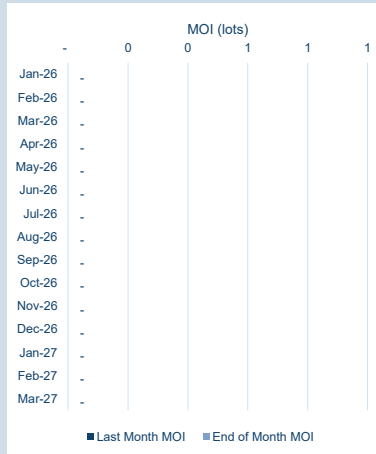
Volume (ex UNA) Jan-2026	
Lots	-

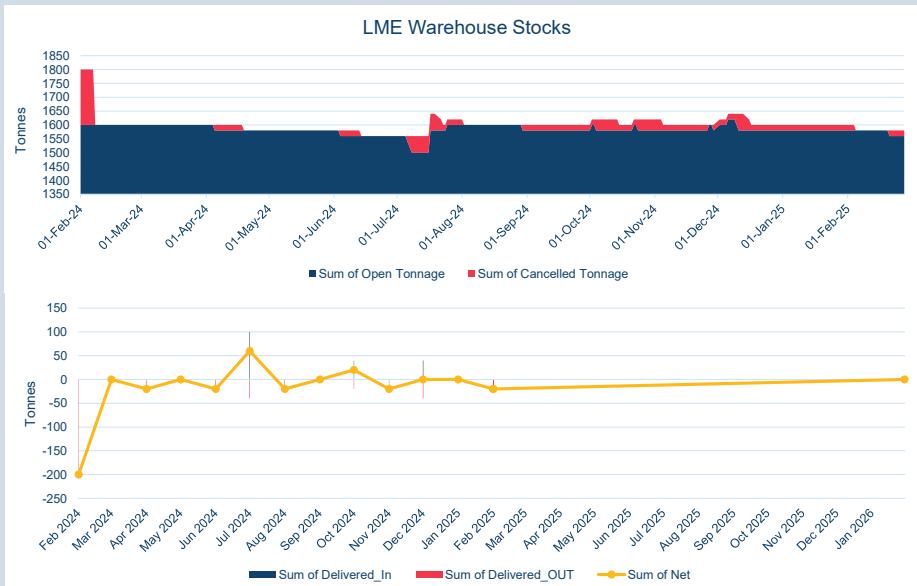
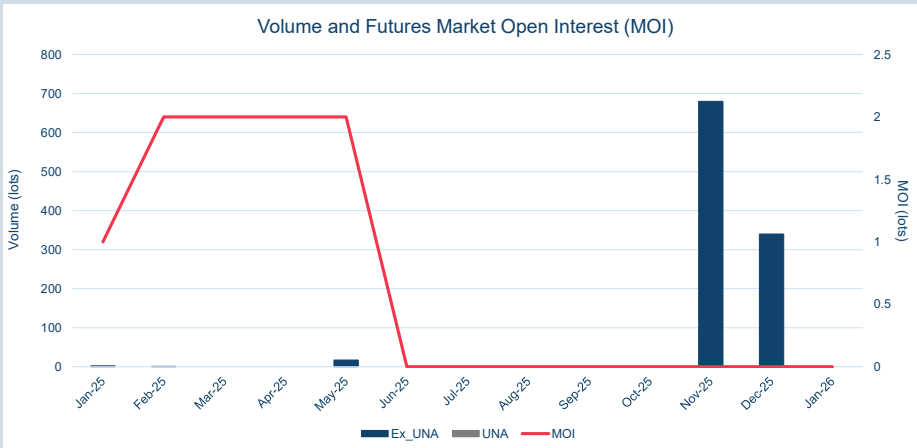
Volume (inc UNA) Jan-2026	
Lots	-
Tonnes	-

Volume Year To Date	
Lots	-
Tonnes	-



Prompt Month	End of Month - Daily Settlement	Volume (inc UNA)	End of Month - MOI
Jan-26	\$ 306.93	-	-
Feb-26	\$ 306.70	-	-
Mar-26	\$ 306.70	-	-
Apr-26	\$ 306.70	-	-
May-26	\$ 306.70	-	-
Jun-26	\$ 306.70	-	-
Jul-26	\$ 306.70	-	-
Aug-26	\$ 306.70	-	-
Sep-26	\$ 306.70	-	-
Oct-26	\$ 306.70	-	-
Nov-26	\$ 306.70	-	-
Dec-26	\$ 306.70	-	-
Jan-27	\$ 306.70	-	-
Feb-27	\$ 306.70	-	-
Mar-27	\$ 306.70	-	-





Cash	
Average	\$2,509.00
Minimum	\$2,509.00
Maximum	\$2,509.00

3M	
Average	\$2,509.00
Minimum	\$2,509.00
Maximum	\$2,509.00

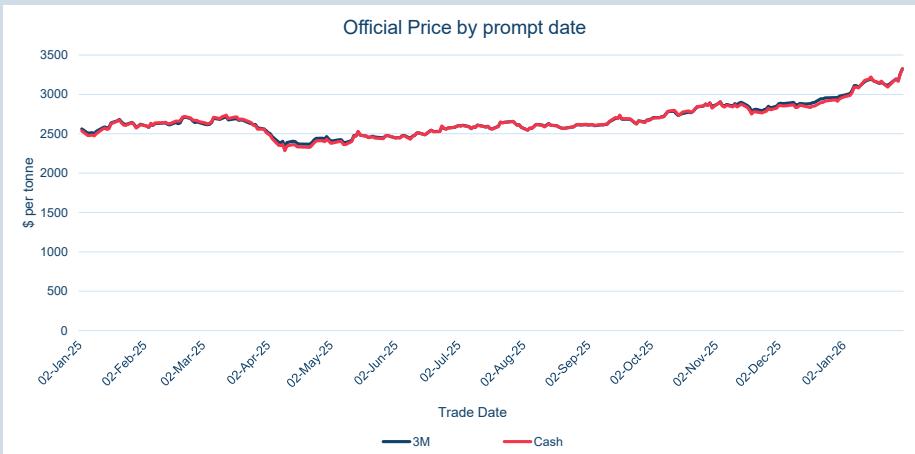
Volume (ex UNA)	Jan-2026
Lots	-

Volume (inc UNA)	Jan-2026
Lots	-
Tonnes	-

Volume	Year To Date
Lots	-
Tonnes	-

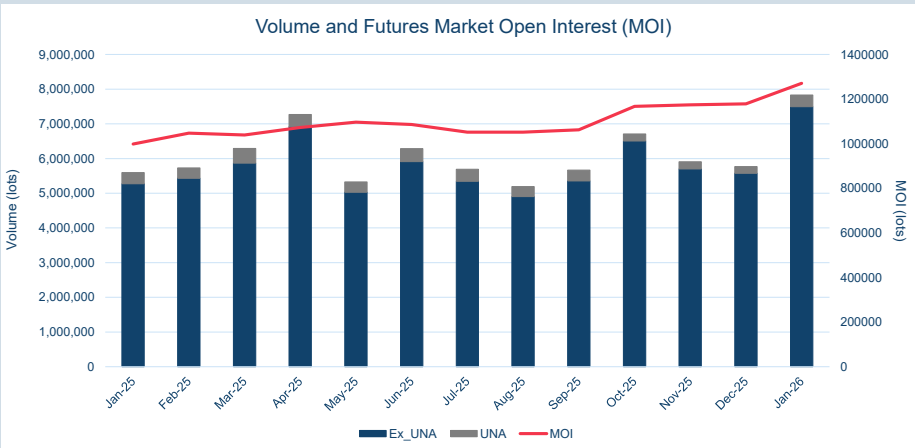
Warehouse Stock - Jan-26	
Delivered In	-
Delivered Out	20
Net	20

Warehouse Stock - Year to Date	
Delivered In	-
Delivered Out	20
Net	20



Cash	
Average	\$3,148.40
Minimum	\$2,986.00
Maximum	\$3,325.00

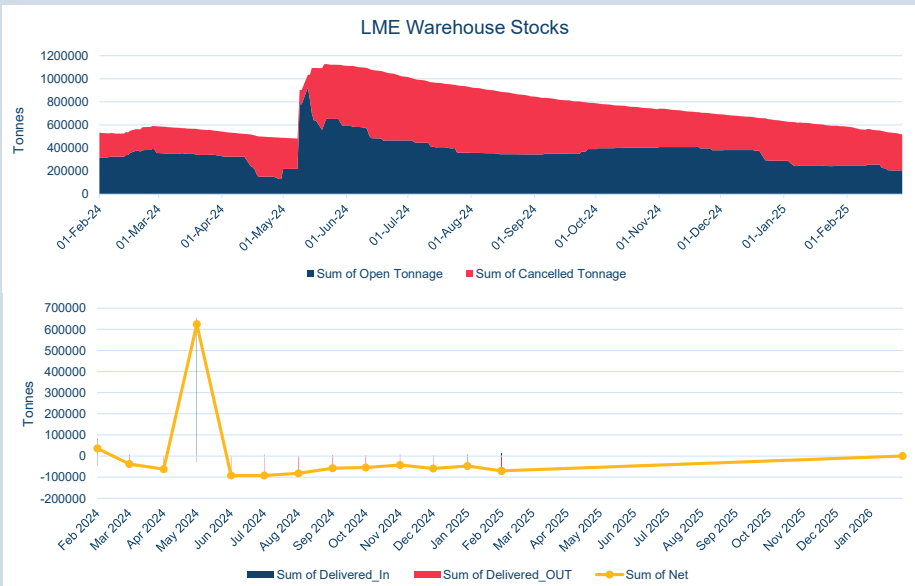
3M	
Average	\$3,153.19
Minimum	\$3,010.50
Maximum	\$3,326.00



Volume (ex UNA) Jan-2026	
Lots	7,493,466

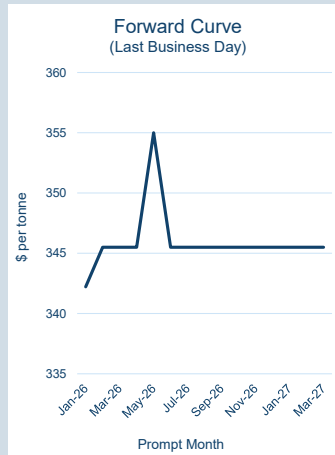
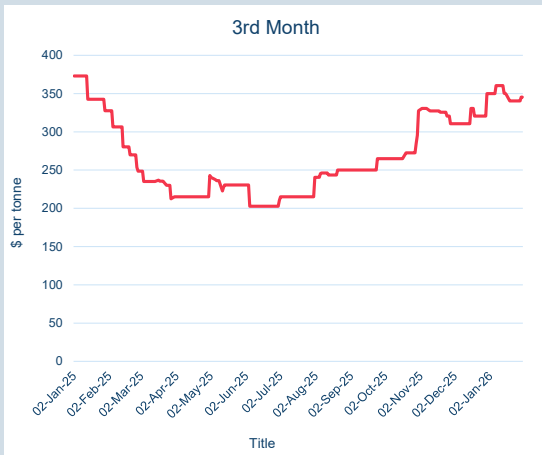
Volume (inc UNA) Jan-2026	
Lots	7,831,420
Tonnes	195,785,500

Volume Year To Date	
Lots	7,831,420
Tonnes	195,785,500



Warehouse Stock - Jan-26	
Delivered In	14,200
Delivered Out	- 84,250
Net	- 70,050

Warehouse Stock - Year To Date	
Delivered In	22,025
Delivered Out	- 139,525
Net	- 117,500

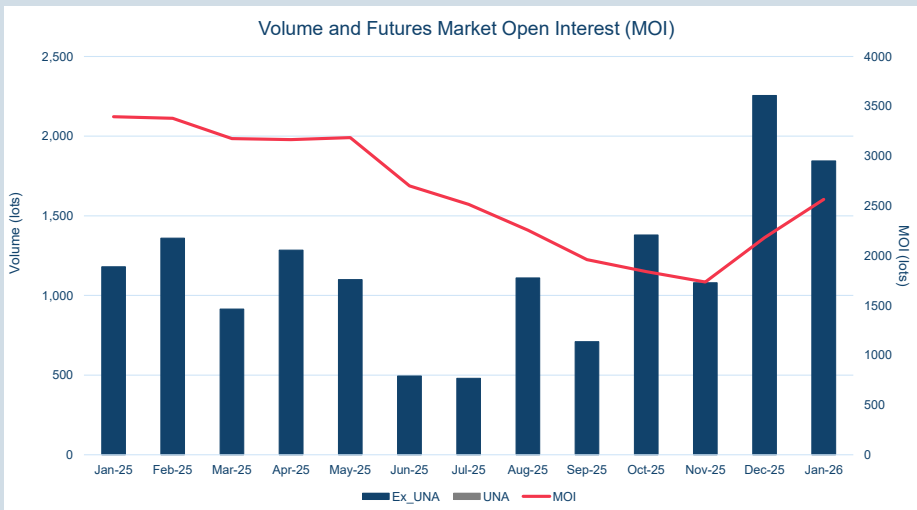


Front Month	
Average	\$341.57
Minimum	\$335.00
Maximum	\$343.89

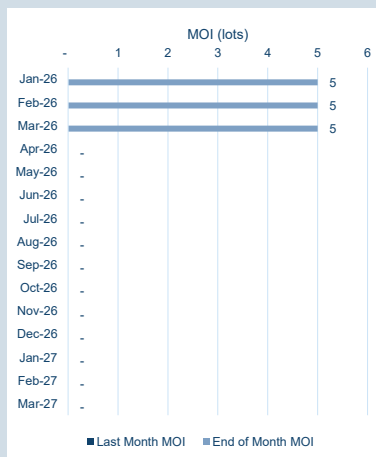
Volume (ex UNA) Jan-2026	
Lots	1,845

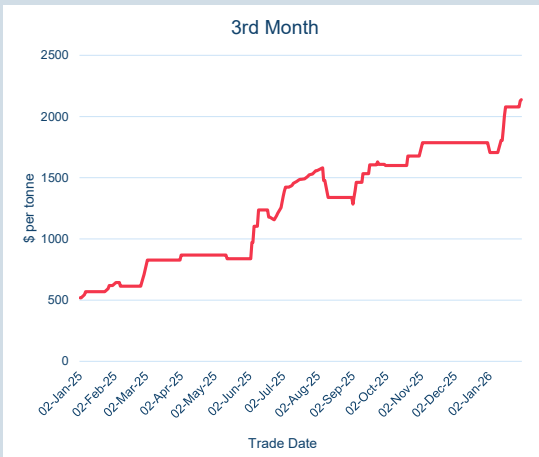
Volume (inc UNA) Jan-2026	
Lots	1,845
Tonnes	46,125

Volume Year To Date	
Lots	1,845
Tonnes	46,125



Prompt Month	End of Month - Daily Settlement	Volume (inc UNA)	End of Month - MOI
Jan-26	\$ 342.22	-	5
Feb-26	\$ 345.50	30	5
Mar-26	\$ 345.50	210	5
Apr-26	\$ 345.50	390	-
May-26	\$ 355.00	420	-
Jun-26	\$ 345.50	390	-
Jul-26	\$ 345.50	120	-
Aug-26	\$ 345.50	120	-
Sep-26	\$ 345.50	120	-
Oct-26	\$ 345.50	15	-
Nov-26	\$ 345.50	15	-
Dec-26	\$ 345.50	15	-
Jan-27	\$ 345.50	-	-
Feb-27	\$ 345.50	-	-
Mar-27	\$ 345.50	-	-



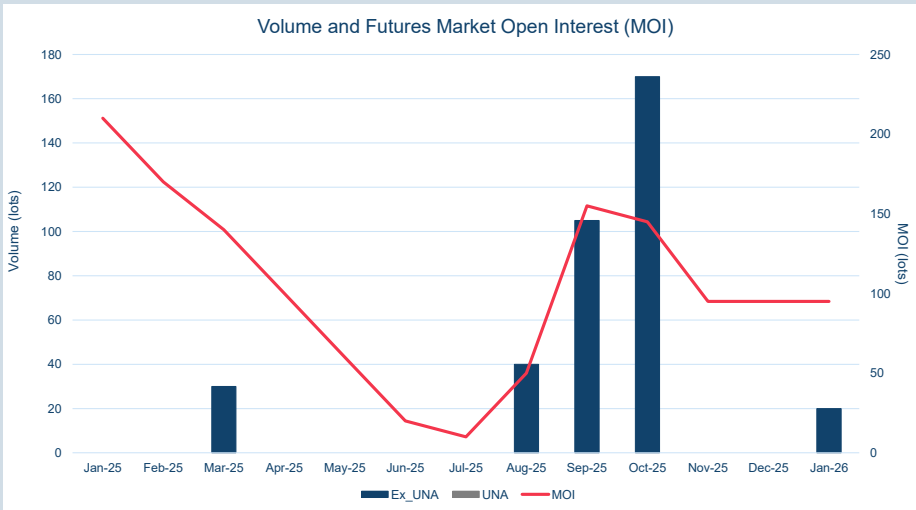


Front Month	
Average	\$2,106.86
Minimum	\$1,786.24
Maximum	\$2,188.30

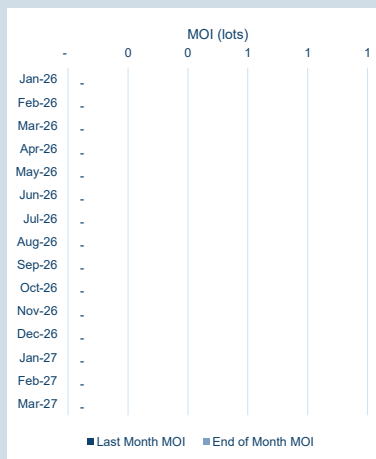
Volume (ex UNA) Jan-2026	
Lots	20

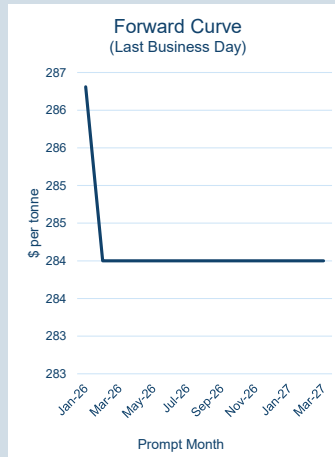
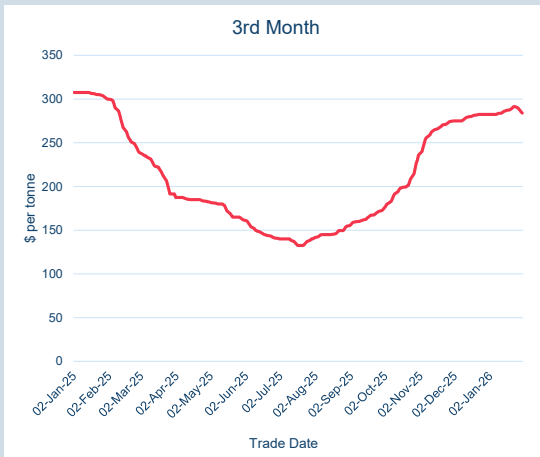
Volume (inc UNA) Jan-2026	
Lots	20
Tonnes	500

Volume Year To Date	
Lots	20
Tonnes	500



Prompt Month	End of Month - Daily Settlement	Volume (inc UNA)	End of Month - MOI
Jan-26	\$ 2,188.30	-	-
Feb-26	\$ 2,176.24	-	-
Mar-26	\$ 2,137.85	10	-
Apr-26	\$ 2,130.24	10	-
May-26	\$ 2,130.24	-	-
Jun-26	\$ 2,130.24	-	-
Jul-26	\$ 2,105.24	-	-
Aug-26	\$ 2,105.24	-	-
Sep-26	\$ 2,105.24	-	-
Oct-26	\$ 1,885.24	-	-
Nov-26	\$ 1,875.24	-	-
Dec-26	\$ 1,865.24	-	-
Jan-27	\$ 1,995.24	-	-
Feb-27	\$ 1,995.24	-	-
Mar-27	\$ 1,995.24	-	-



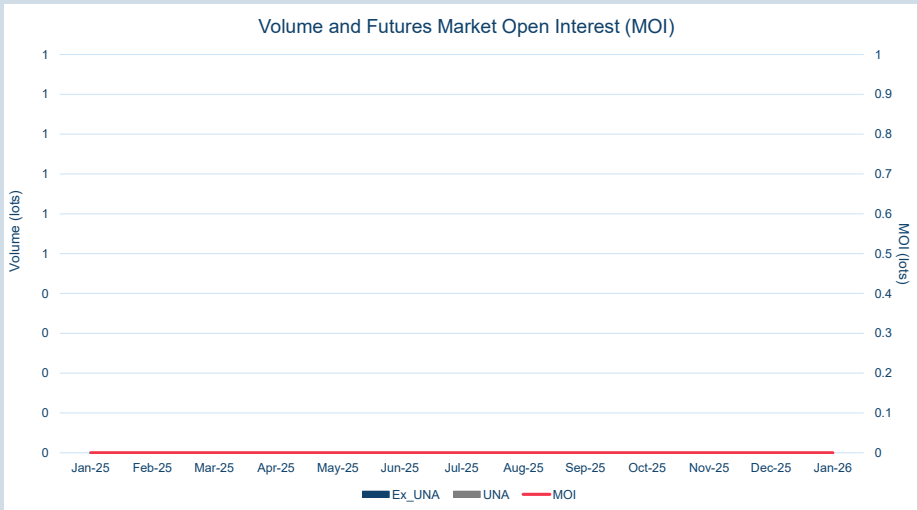


Front Month	
Average	\$285.65
Minimum	\$282.50
Maximum	\$289.17

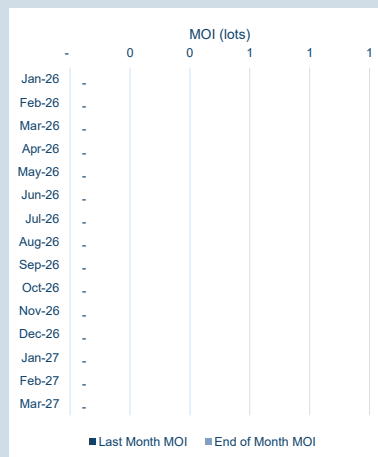
Volume (ex UNA) Jan-2026	
Lots	-

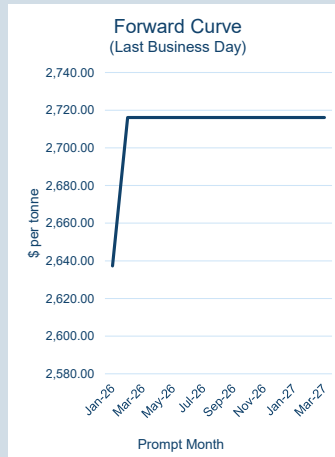
Volume (inc UNA) Jan-2026	
Lots	-
Tonnes	-

Volume Year To Date	
Lots	-
Tonnes	-



Prompt Month	End of Month - Daily Settlement	Volume (inc UNA)	End of Month - MOI
Jan-26	\$ 286.31	-	-
Feb-26	\$ 284.00	-	-
Mar-26	\$ 284.00	-	-
Apr-26	\$ 284.00	-	-
May-26	\$ 284.00	-	-
Jun-26	\$ 284.00	-	-
Jul-26	\$ 284.00	-	-
Aug-26	\$ 284.00	-	-
Sep-26	\$ 284.00	-	-
Oct-26	\$ 284.00	-	-
Nov-26	\$ 284.00	-	-
Dec-26	\$ 284.00	-	-
Jan-27	\$ 284.00	-	-
Feb-27	\$ 284.00	-	-
Mar-27	\$ 284.00	-	-



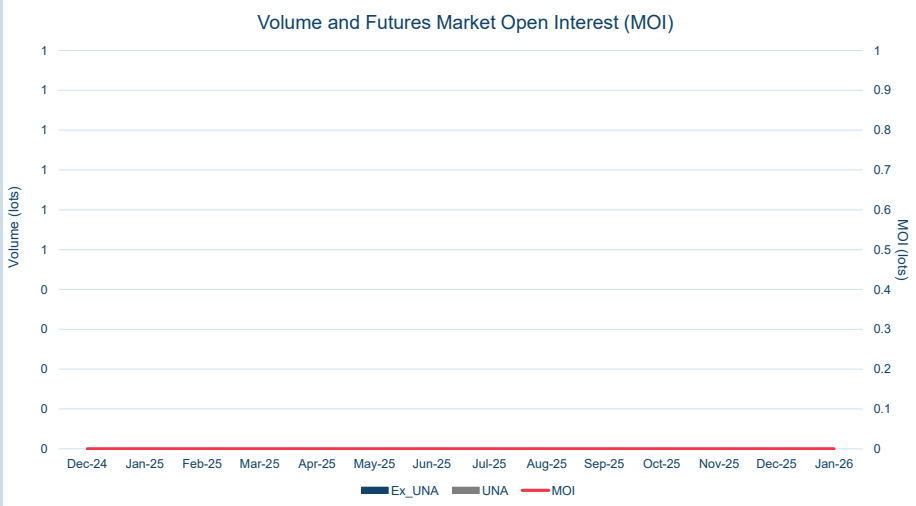


Front Month	
Average	\$2,578.11
Minimum	\$2,410.75
Maximum	\$2,637.28

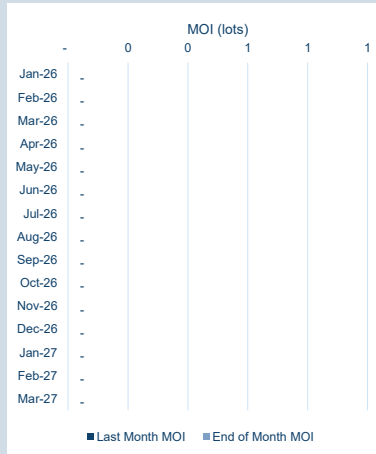
Volume (ex UNA) Jan-2026	
Lots	-

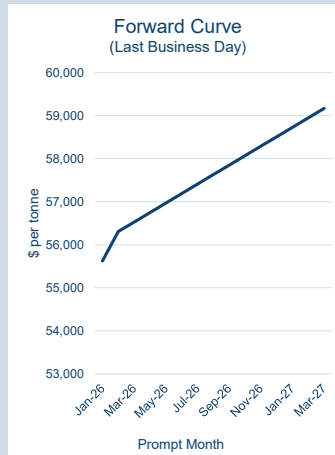
Volume (inc UNA) Jan-2026	
Lots	-
Tonnes	-

Volume Year To Date	
Lots	-
Tonnes	-



Prompt Month	End of Month - Daily Settlement	Volume (inc UNA)	End of Month - MOI
Jan-26	\$ 2,637.28	-	-
Feb-26	\$ 2,716.10	-	-
Mar-26	\$ 2,716.10	-	-
Apr-26	\$ 2,716.10	-	-
May-26	\$ 2,716.10	-	-
Jun-26	\$ 2,716.10	-	-
Jul-26	\$ 2,716.10	-	-
Aug-26	\$ 2,716.10	-	-
Sep-26	\$ 2,716.10	-	-
Oct-26	\$ 2,716.10	-	-
Nov-26	\$ 2,716.10	-	-
Dec-26	\$ 2,716.10	-	-
Jan-27	\$ 2,716.10	-	-
Feb-27	\$ 2,716.10	-	-
Mar-27	\$ 2,716.10	-	-



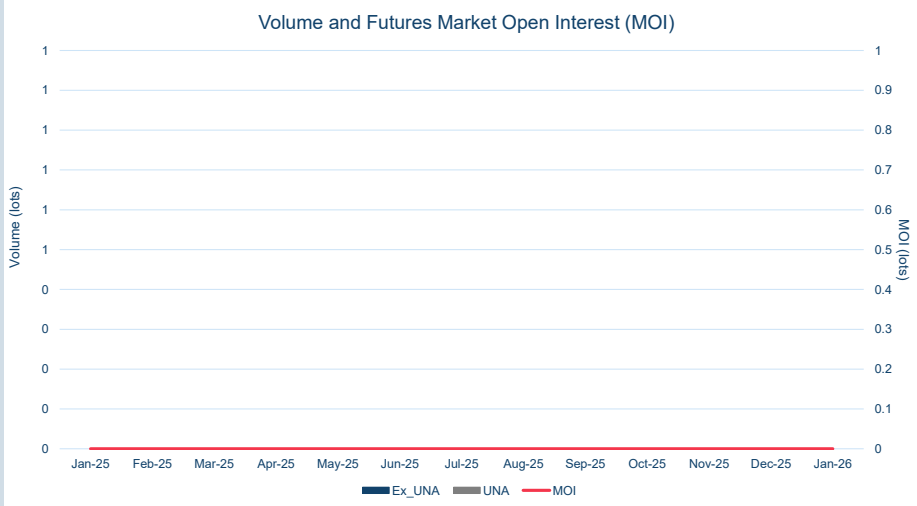


Front Month	
Average	\$55,212.70
Minimum	\$53,462.10
Maximum	\$55,622.63

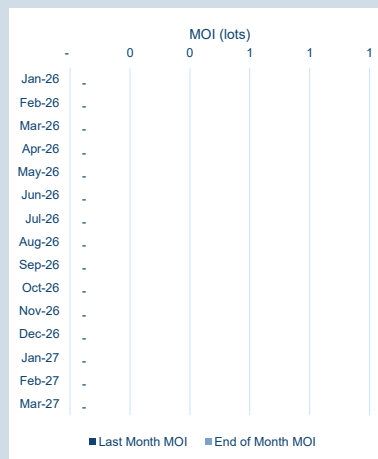
Volume (ex UNA) Jan-2026	
Lots	-

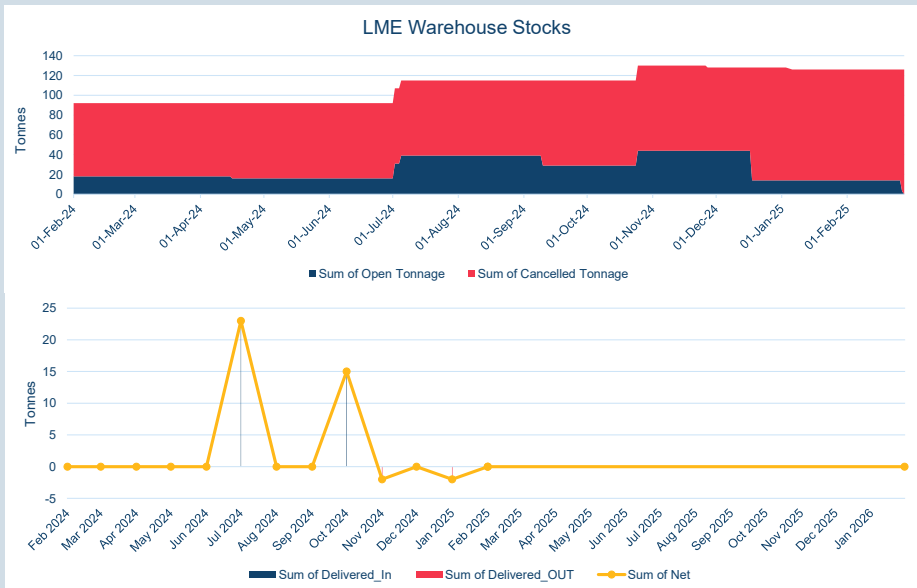
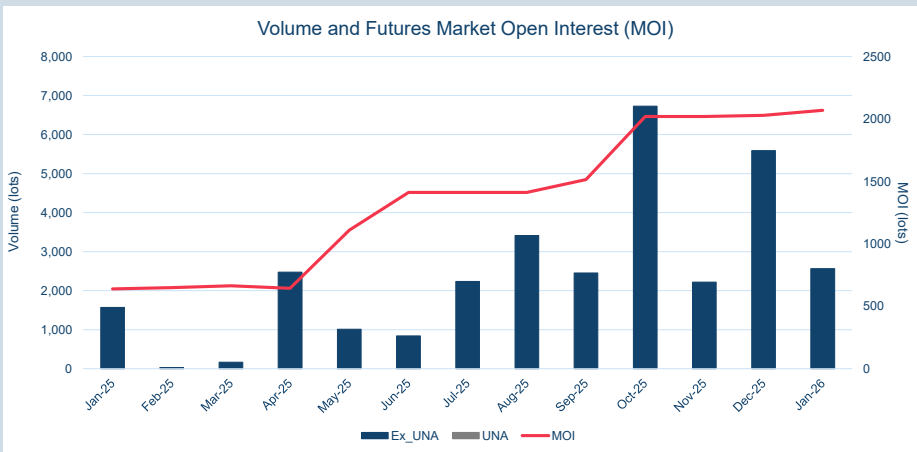
Volume (inc UNA) Jan-2026	
Lots	-
Tonnes	-

Volume Year To Date	
Lots	-
Tonnes	-



Prompt Month	End of Month - Daily Settlement	Volume (inc UNA)	End of Month - MOI
Jan-26	\$ 55,622.63	-	-
Feb-26	\$ 56,306.06	-	-
Mar-26	\$ 56,526.06	-	-
Apr-26	\$ 56,746.06	-	-
May-26	\$ 56,966.06	-	-
Jun-26	\$ 57,186.06	-	-
Jul-26	\$ 57,406.06	-	-
Aug-26	\$ 57,626.06	-	-
Sep-26	\$ 57,846.06	-	-
Oct-26	\$ 58,066.06	-	-
Nov-26	\$ 58,286.06	-	-
Dec-26	\$ 58,506.06	-	-
Jan-27	\$ 58,726.06	-	-
Feb-27	\$ 58,946.06	-	-
Mar-27	\$ 59,166.06	-	-





Cash	
Average	\$55,482.86
Minimum	\$52,885.00
Maximum	\$55,845.00

3M	
Average	\$55,941.19
Minimum	\$53,355.00
Maximum	\$56,290.00

Volume (ex UNA)	Jan-2026
Lots	2,564

Volume (inc UNA)	Jan-2026
Lots	2,564
Tonnes	2,564

Volume	Year To Date
Lots	2,564
Tonnes	2,564

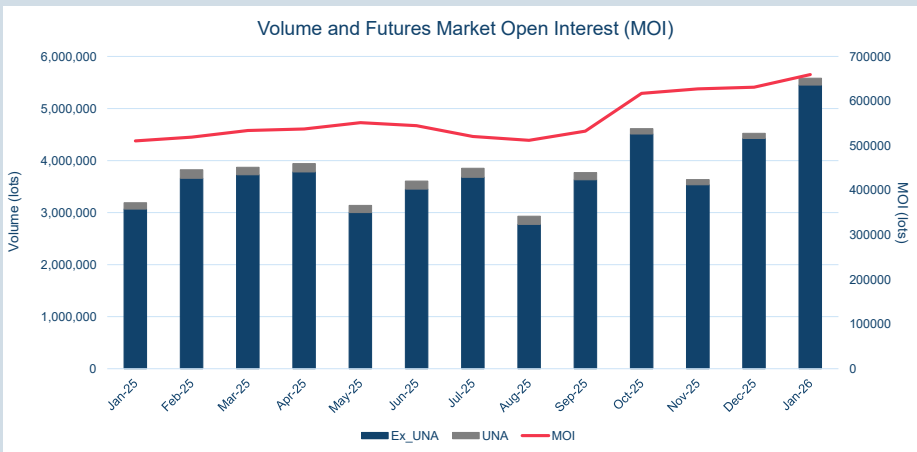
Warehouse Stock - Jan-26	
Delivered In	0
Delivered Out	0
Net	0

Warehouse Stock - Year to Date	
Delivered In	0
Delivered Out	-2
Net	-2



Cash	
Average	\$13,088.88
Minimum	\$12,571.00
Maximum	\$13,844.00

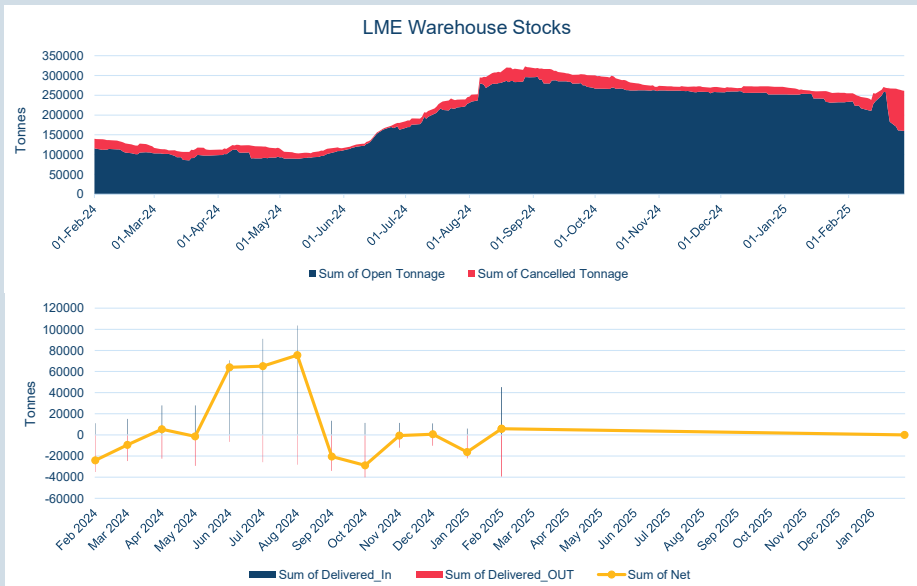
3M	
Average	\$13,070.48
Minimum	\$12,511.00
Maximum	\$13,952.00



Volume (ex UNA) Jan-2026	
Lots	5,450,124

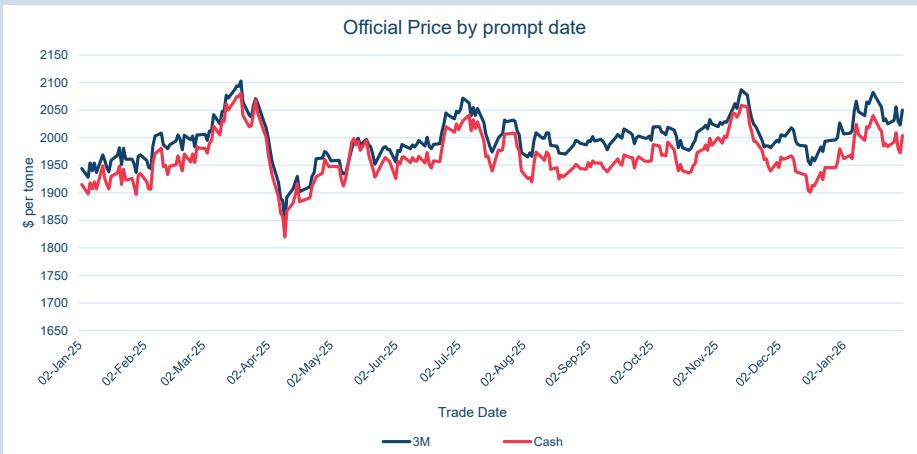
Volume (inc UNA) Jan-2026	
Lots	5,583,816
Tonnes	139,595,400

Volume Year To Date	
Lots	5,583,816
Tonnes	139,595,400



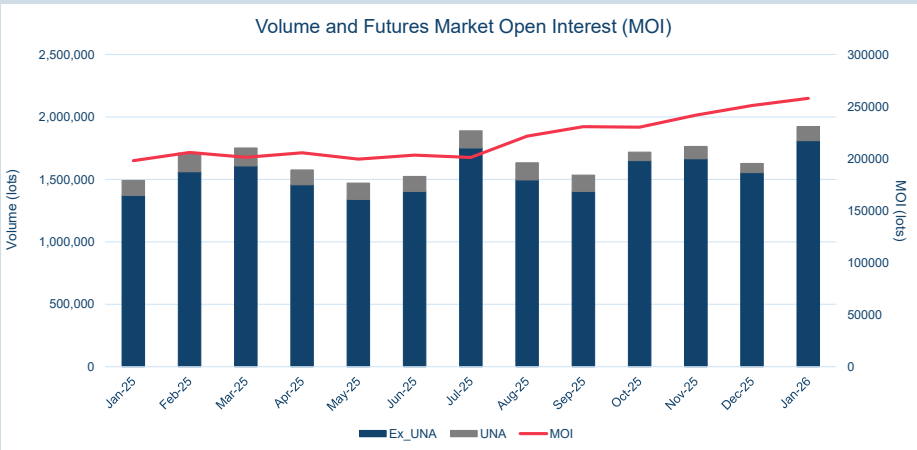
Warehouse Stock - Jan-26	
Delivered In	45,250
Delivered Out	-39,325
Net	5,925

Warehouse Stock - Year To Date	
Delivered In	51,200
Delivered Out	-61,500
Net	-10,300



Cash	
Average	\$1,998.26
Minimum	\$1,957.00
Maximum	\$2,040.00

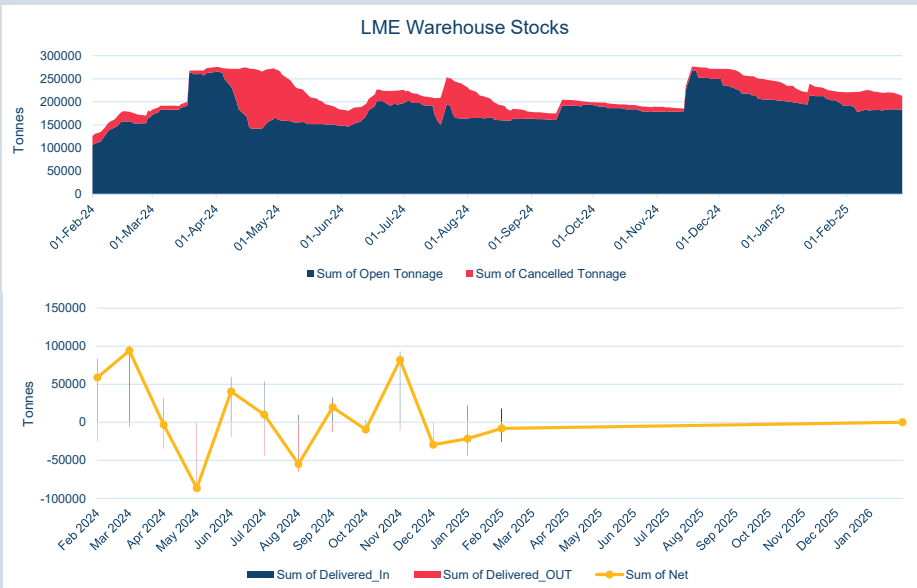
3M	
Average	\$2,043.17
Minimum	\$2,006.50
Maximum	\$2,082.00



Volume (ex UNA) Jan-2026	
Lots	1,810,549

Volume (inc UNA) Jan-2026	
Lots	1,923,945
Tonnes	48,098,625

Volume Year To Date	
Lots	1,923,945
Tonnes	48,098,625

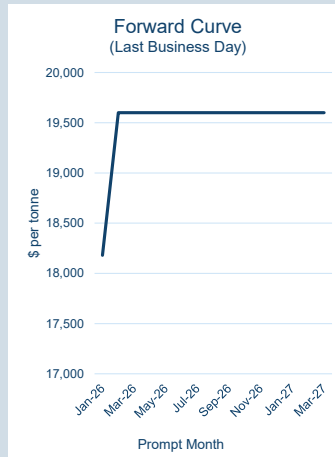


Warehouse Stock - Jan-26	
Delivered In	17,925
Delivered Out	-25,900
Net	-7,975

Warehouse Stock - Year To Date	
Delivered In	40,050
Delivered Out	-69,600
Net	-29,550

© The London Metal Exchange - An HKE X Company. 10 Finsbury Square, London EC2A 1AJ

The information contained within this presentation is for illustrative and educational purposes only and should not be relied upon in making any investment decision. The past performance of any commodity, derivative or other product referred to in the presentation cannot be relied upon as a guide to its future performance. Whilst every effort has been made to ensure the information is up-to-date and correct, the LME cannot guarantee that it is completely accurate and free from human error. The information is published "as is" without any warranty of any kind, express or implied, as to accuracy of the information and the LME shall not be liable for any losses or damage that may result from use of the presentation as a consequence of any inaccuracies in, or any omissions from, the information which it may contain. The information may not be reproduced, distributed or transmitted to any other person or incorporated in any way into another publication or other material.

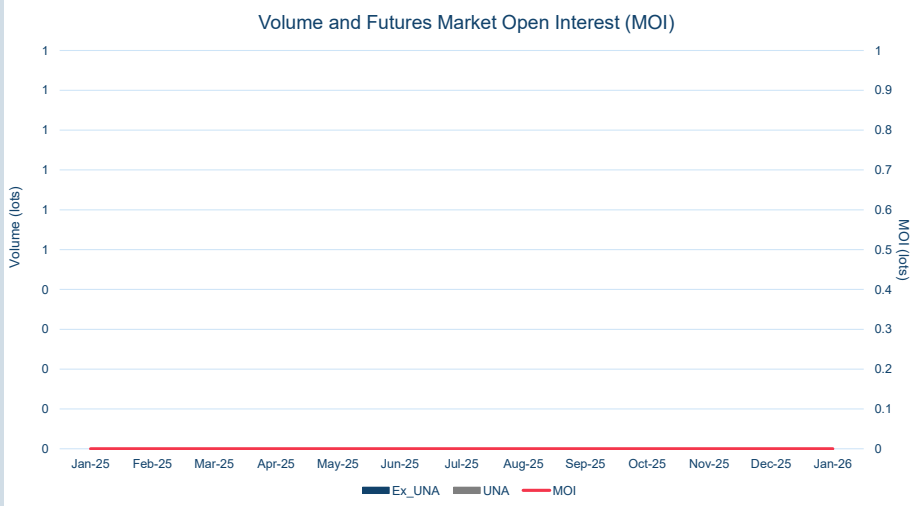


Front Month	
Average	\$17,158.23
Minimum	\$13,750.00
Maximum	\$18,583.33

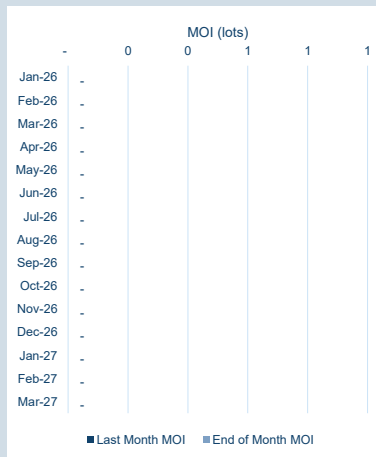
Volume (ex UNA) Jan-2026	
Lots	-

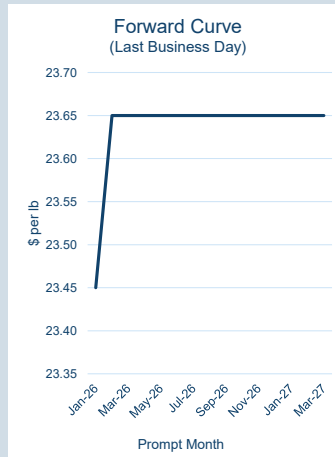
Volume (inc UNA) Jan-2026	
Lots	-
Tonnes	-

Volume Year To Date	
Lots	-
Tonnes	-



Prompt Month	End of Month - Daily Settlement	Volume (inc UNA)	End of Month - MOI
Jan-26	\$ 18,180.00	-	-
Feb-26	\$ 19,600.00	-	-
Mar-26	\$ 19,600.00	-	-
Apr-26	\$ 19,600.00	-	-
May-26	\$ 19,600.00	-	-
Jun-26	\$ 19,600.00	-	-
Jul-26	\$ 19,600.00	-	-
Aug-26	\$ 19,600.00	-	-
Sep-26	\$ 19,600.00	-	-
Oct-26	\$ 19,600.00	-	-
Nov-26	\$ 19,600.00	-	-
Dec-26	\$ 19,600.00	-	-
Jan-27	\$ 19,600.00	-	-
Feb-27	\$ 19,600.00	-	-
Mar-27	\$ 19,600.00	-	-



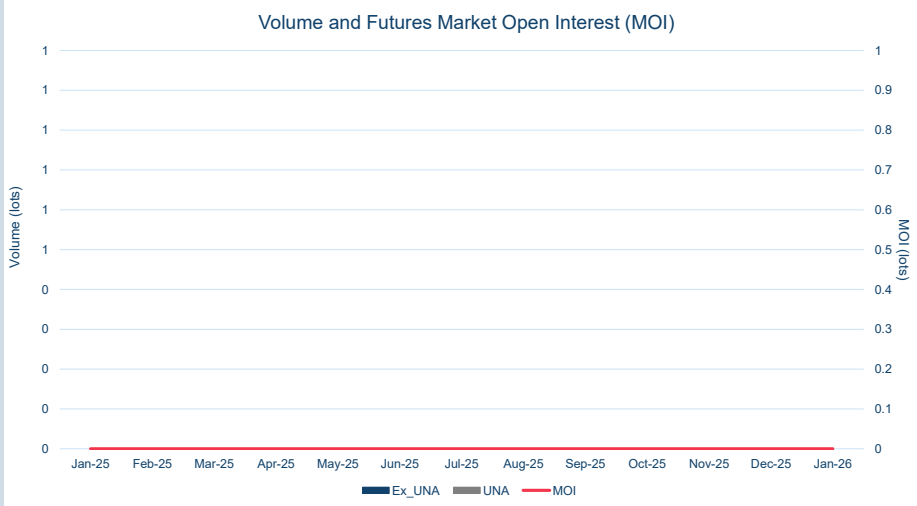


Front Month	
Average	\$23.35
Minimum	\$22.70
Maximum	\$23.78

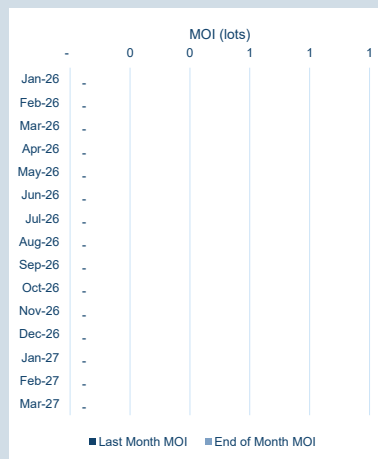
Volume (ex UNA) Jan-2026	
Lots	-

Volume (inc UNA) Jan-2026	
Lots	-
Tonnes	-

Volume Year To Date	
Lots	-
Tonnes	-



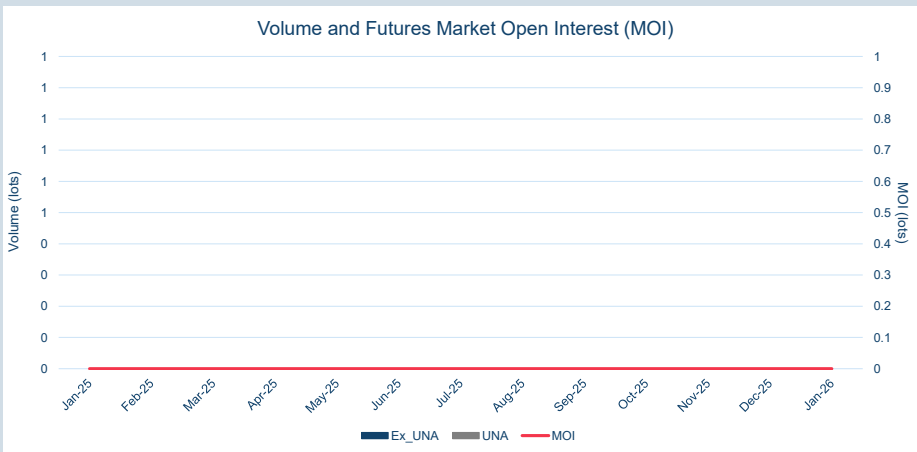
Prompt Month	End of Month - Daily Settlement	Volume (inc UNA)	End of Month - MOI
Jan-26	\$ 23.45	-	-
Feb-26	\$ 23.65	-	-
Mar-26	\$ 23.65	-	-
Apr-26	\$ 23.65	-	-
May-26	\$ 23.65	-	-
Jun-26	\$ 23.65	-	-
Jul-26	\$ 23.65	-	-
Aug-26	\$ 23.65	-	-
Sep-26	\$ 23.65	-	-
Oct-26	\$ 23.65	-	-
Nov-26	\$ 23.65	-	-
Dec-26	\$ 23.65	-	-
Jan-27	\$ 23.65	-	-
Feb-27	\$ 23.65	-	-
Mar-27	\$ 23.65	-	-





Cash	
Average	\$2,400.00
Minimum	\$2,400.00
Maximum	\$2,400.00

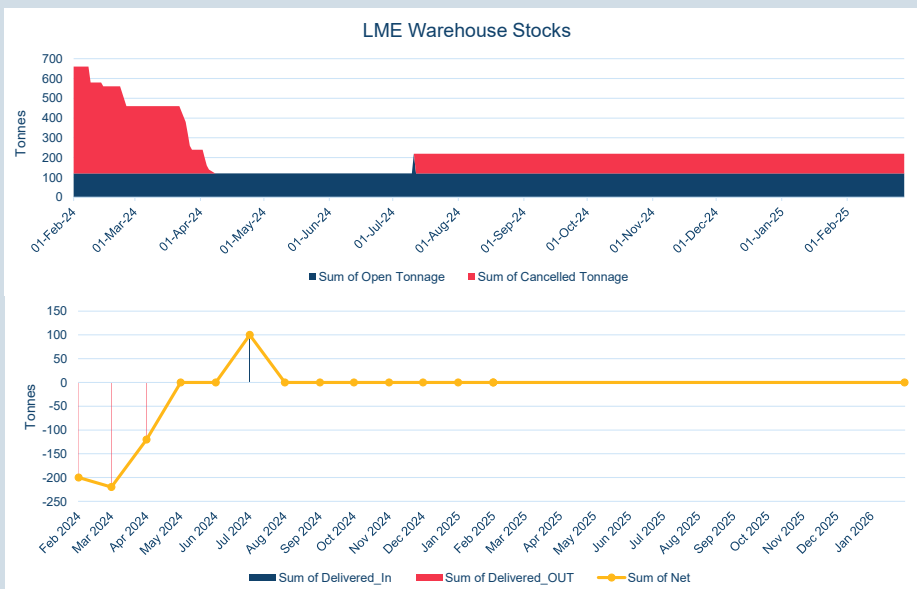
3M	
Average	\$2,400.00
Minimum	\$2,400.00
Maximum	\$2,400.00



Volume (ex UNA) Jan-2026	
Lots	-

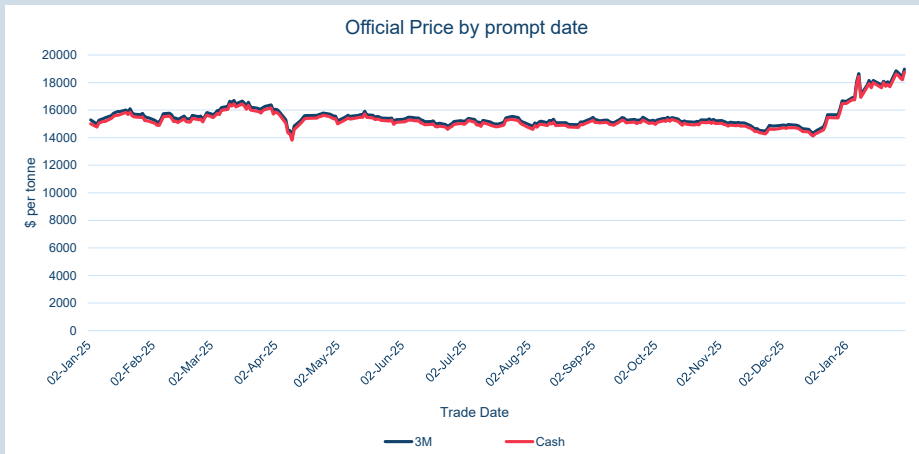
Volume (inc UNA) Jan-2026	
Lots	-
Tonnes	-

Volume Year To Date	
Lots	-
Tonnes	-



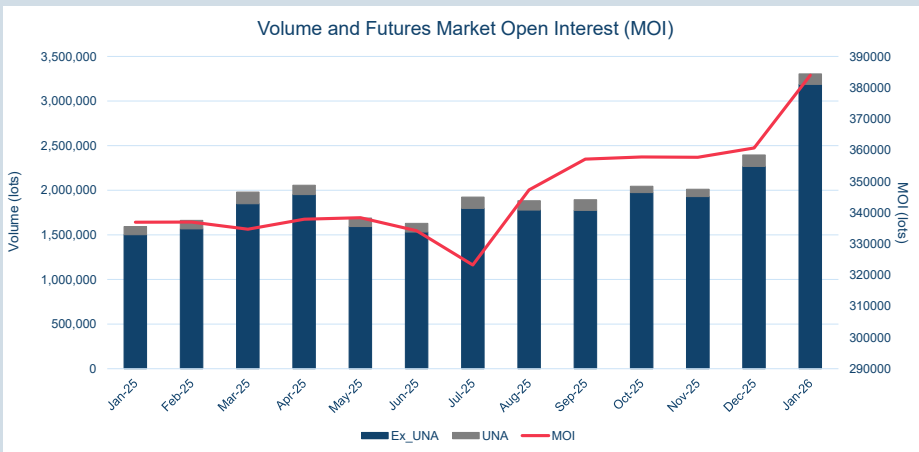
Warehouse Stock - Jan-26	
Delivered In	0
Delivered Out	0
Net	0

Warehouse Stock - Year To Date	
Delivered In	0
Delivered Out	0
Net	0



Cash	
Average	\$17,844.05
Minimum	\$16,745.00
Maximum	\$18,750.00

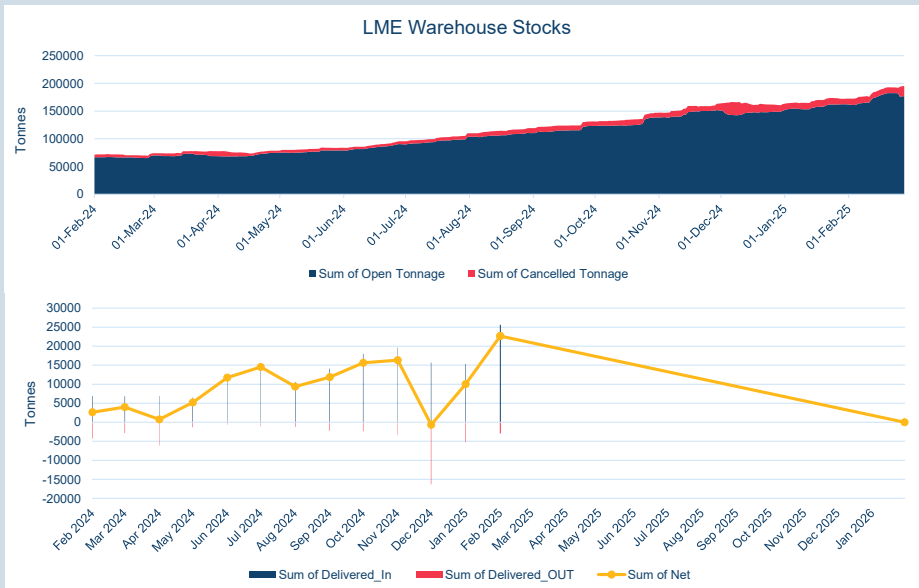
3M	
Average	\$18,033.10
Minimum	\$16,875.00
Maximum	\$18,975.00



Volume (ex UNA) Jan-2026	
Lots	3,187,126

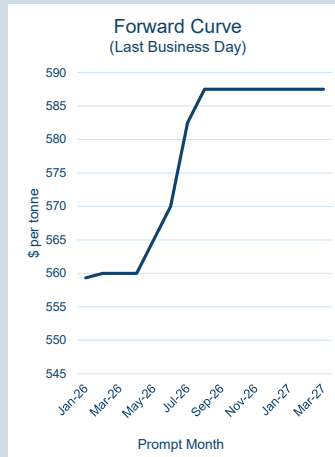
Volume (inc UNA) Jan-2026	
Lots	3,305,538
Tonnes	19,833,228

Volume Year To Date	
Lots	3,305,538
Tonnes	19,833,228



Warehouse Stock - Jan-26	
Delivered In	25,602
Delivered Out	-2,940
Net	22,662

Warehouse Stock - Year To Date	
Delivered In	40,884
Delivered Out	-8,196
Net	32,688

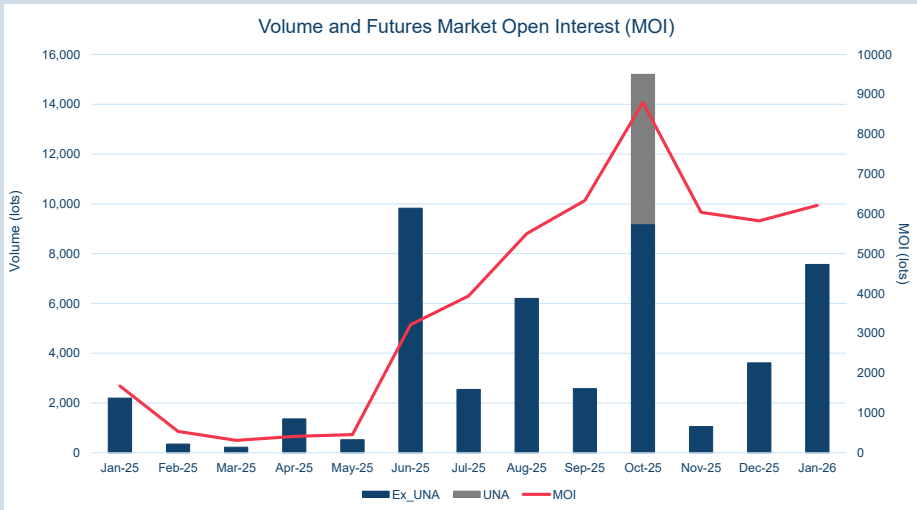


Front Month	
Average	\$562.90
Minimum	\$559.33
Maximum	\$570.00

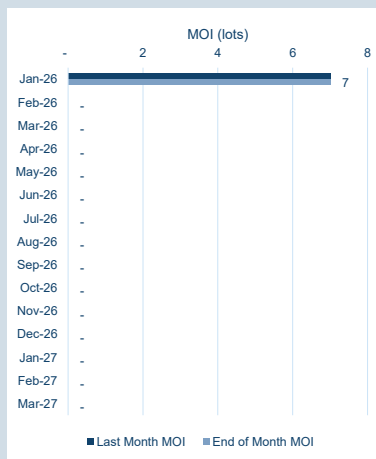
Volume (ex UNA) Jan-2026	
Lots	7,567

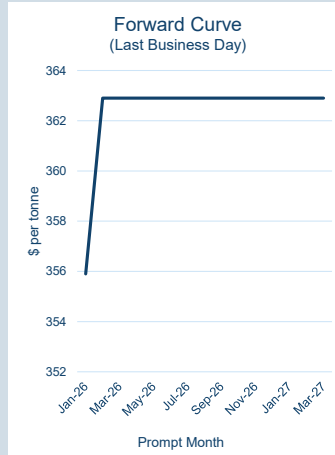
Volume (inc UNA) Jan-2026	
Lots	7,567
Tonnes	75,670

Volume Year To Date	
Lots	7,567
Tonnes	75,670



Prompt Month	End of Month - Daily Settlement	Volume (inc UNA)	End of Month - MOI
Jan-26	\$ 559.33	260	7
Feb-26	\$ 560.00	3,770	-
Mar-26	\$ 560.00	520	-
Apr-26	\$ 560.00	740	-
May-26	\$ 565.00	257	-
Jun-26	\$ 570.00	1,120	-
Jul-26	\$ 582.50	300	-
Aug-26	\$ 587.50	300	-
Sep-26	\$ 587.50	300	-
Oct-26	\$ 587.50	-	-
Nov-26	\$ 587.50	-	-
Dec-26	\$ 587.50	-	-
Jan-27	\$ 587.50	-	-
Feb-27	\$ 587.50	-	-
Mar-27	\$ 587.50	-	-



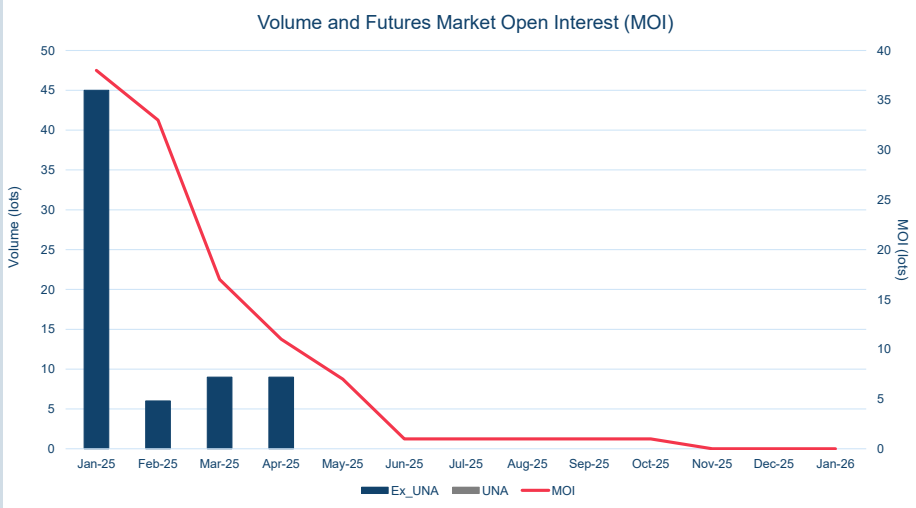


Front Month	
Average	\$352.75
Minimum	\$344.70
Maximum	\$356.00

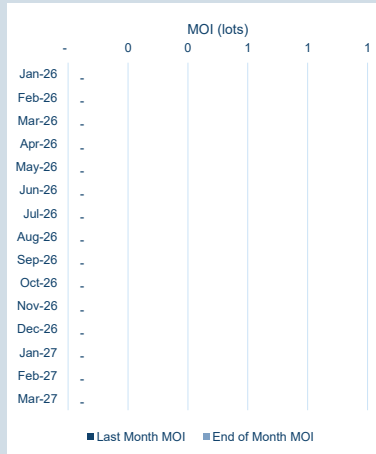
Volume (ex UNA) Jan-2026	
Lots	-

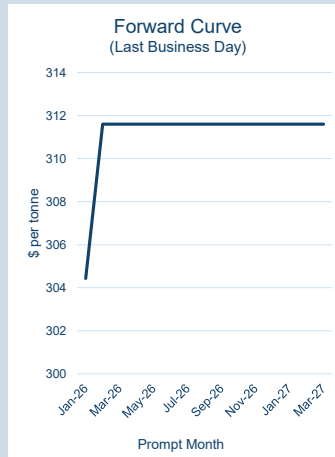
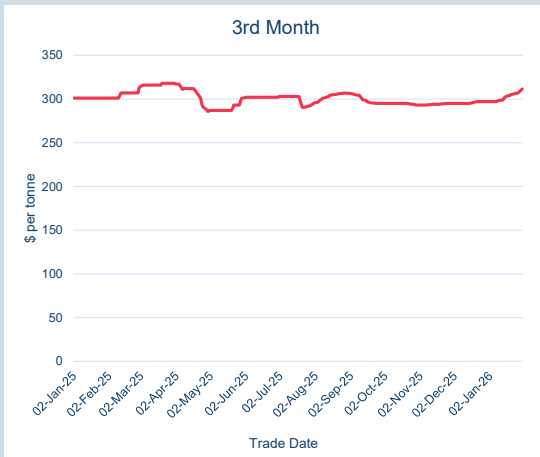
Volume (inc UNA) Jan-2026	
Lots	-
Tonnes	-

Volume Year To Date	
Lots	-
Tonnes	-



Prompt Month	End of Month - Daily Settlement	Volume (inc UNA)	End of Month - MOI
Jan-26	\$ 355.90	-	-
Feb-26	\$ 362.90	-	-
Mar-26	\$ 362.90	-	-
Apr-26	\$ 362.90	-	-
May-26	\$ 362.90	-	-
Jun-26	\$ 362.90	-	-
Jul-26	\$ 362.90	-	-
Aug-26	\$ 362.90	-	-
Sep-26	\$ 362.90	-	-
Oct-26	\$ 362.90	-	-
Nov-26	\$ 362.90	-	-
Dec-26	\$ 362.90	-	-
Jan-27	\$ 362.90	-	-
Feb-27	\$ 362.90	-	-
Mar-27	\$ 362.90	-	-



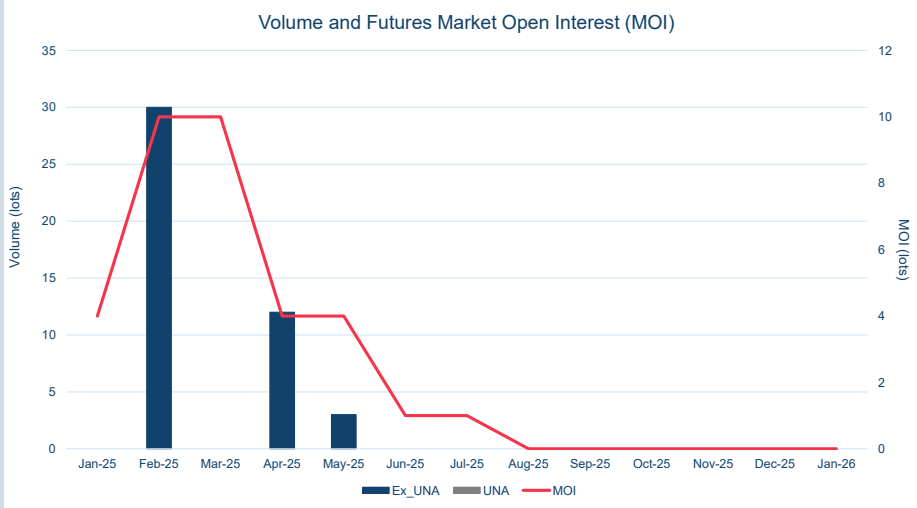


Front Month	
Average	\$301.38
Minimum	\$297.00
Maximum	\$304.43

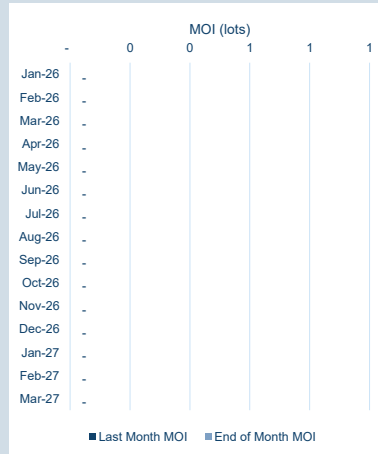
Volume (ex UNA) Jan-2026	
Lots	-

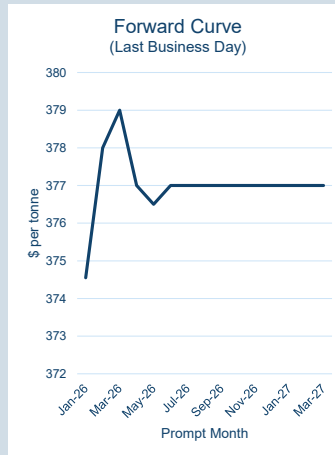
Volume (inc UNA) Jan-2026	
Lots	-
Tonnes	-

Volume Year To Date	
Lots	-
Tonnes	-



Prompt Month	End of Month - Daily Settlement	Volume (inc UNA)	End of Month - MOI
Jan-26	\$ 304.43	-	-
Feb-26	\$ 311.60	-	-
Mar-26	\$ 311.60	-	-
Apr-26	\$ 311.60	-	-
May-26	\$ 311.60	-	-
Jun-26	\$ 311.60	-	-
Jul-26	\$ 311.60	-	-
Aug-26	\$ 311.60	-	-
Sep-26	\$ 311.60	-	-
Oct-26	\$ 311.60	-	-
Nov-26	\$ 311.60	-	-
Dec-26	\$ 311.60	-	-
Jan-27	\$ 311.60	-	-
Feb-27	\$ 311.60	-	-
Mar-27	\$ 311.60	-	-



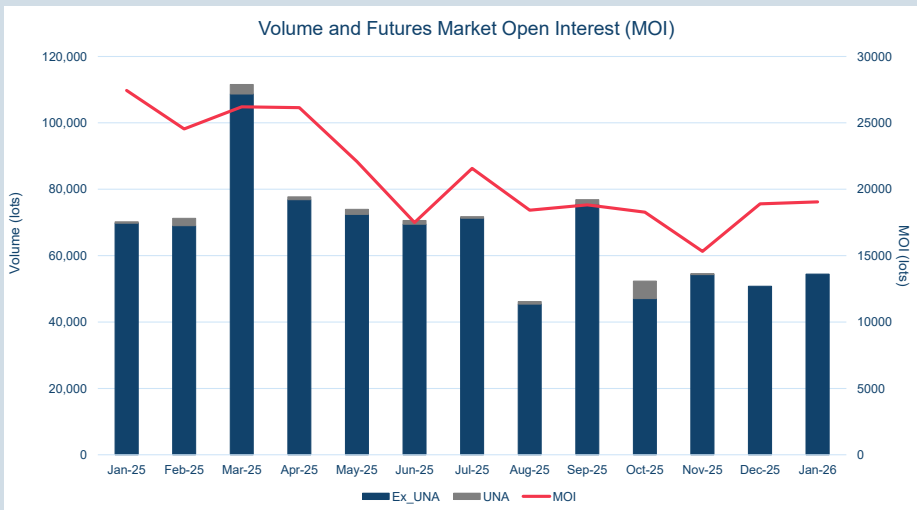


Front Month	
Average	\$374.41
Minimum	\$364.50
Maximum	\$377.50

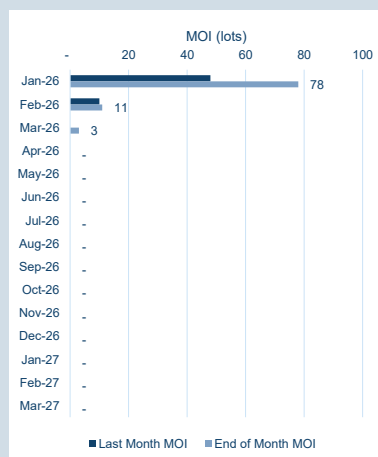
Volume (ex UNA) Jan-2026	
Lots	54,432

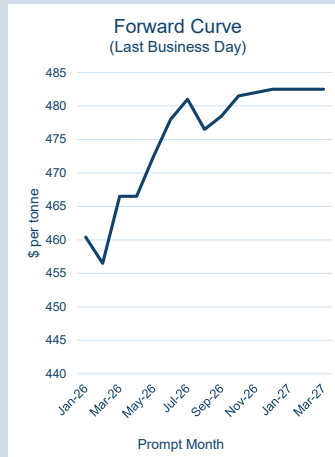
Volume (inc UNA) Jan-2026	
Lots	54,432
Tonnes	544,320

Volume Year To Date	
Lots	54,432
Tonnes	544,320



Prompt Month	End of Month - Daily Settlement	Volume (inc UNA)	End of Month - MOI
Jan-26	\$ 374.55	3,285	78
Feb-26	\$ 378.00	19,991	11
Mar-26	\$ 379.00	18,616	3
Apr-26	\$ 377.00	6,162	-
May-26	\$ 376.50	2,935	-
Jun-26	\$ 377.00	2,700	-
Jul-26	\$ 377.00	185	-
Aug-26	\$ 377.00	57	-
Sep-26	\$ 377.00	58	-
Oct-26	\$ 377.00	159	-
Nov-26	\$ 377.00	175	-
Dec-26	\$ 377.00	109	-
Jan-27	\$ 377.00	-	-
Feb-27	\$ 377.00	-	-
Mar-27	\$ 377.00	-	-



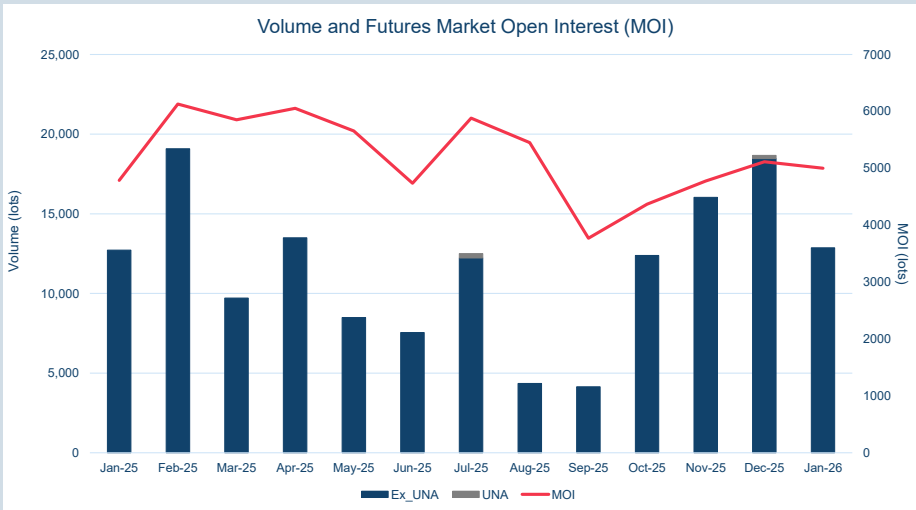


Front Month	
Average	\$459.43
Minimum	\$453.00
Maximum	\$462.00

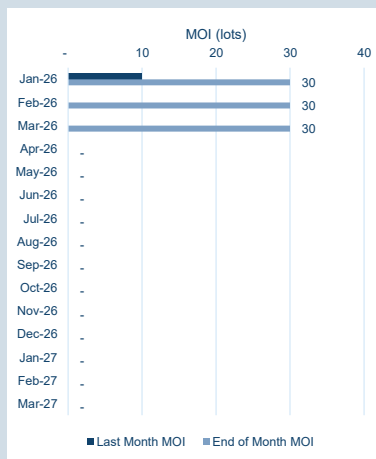
Volume (ex UNA) Jan-2026	
Lots	12,866

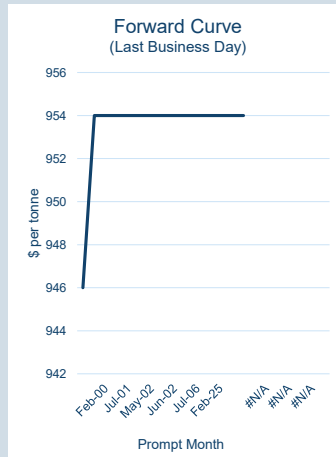
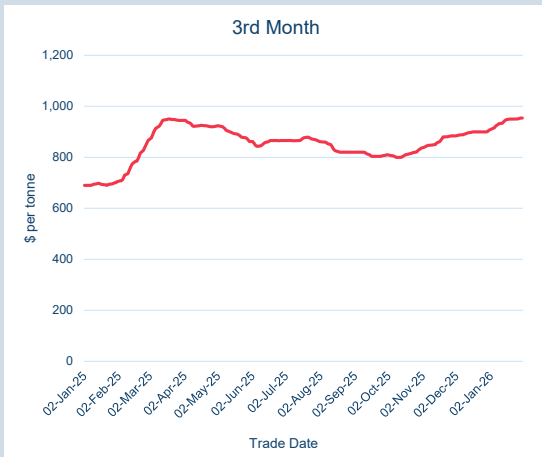
Volume (inc UNA) Jan-2026	
Lots	12,866
Tonnes	128,660

Volume Year To Date	
Lots	12,866
Tonnes	128,660



Prompt Month	End of Month - Daily Settlement	Volume (inc UNA)	End of Month - MOI
Jan-26	\$ 460.43	663	30
Feb-26	\$ 456.50	6,893	30
Mar-26	\$ 466.50	3,515	30
Apr-26	\$ 466.50	636	-
May-26	\$ 472.50	542	-
Jun-26	\$ 478.00	455	-
Jul-26	\$ 481.00	44	-
Aug-26	\$ 476.50	20	-
Sep-26	\$ 478.50	20	-
Oct-26	\$ 481.50	26	-
Nov-26	\$ 482.00	20	-
Dec-26	\$ 482.50	32	-
Jan-27	\$ 482.50	-	-
Feb-27	\$ 482.50	-	-
Mar-27	\$ 482.50	-	-



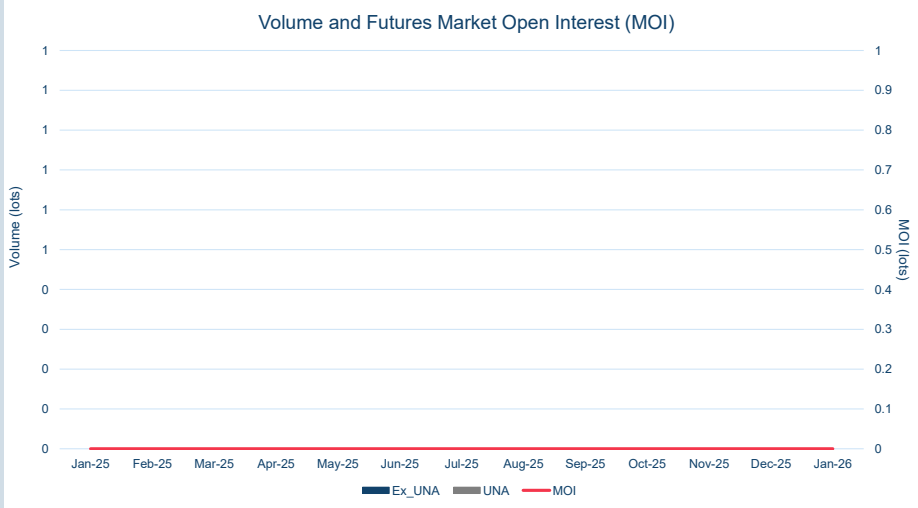


Front Month	
Average	\$940.22
Minimum	\$910.00
Maximum	\$946.50

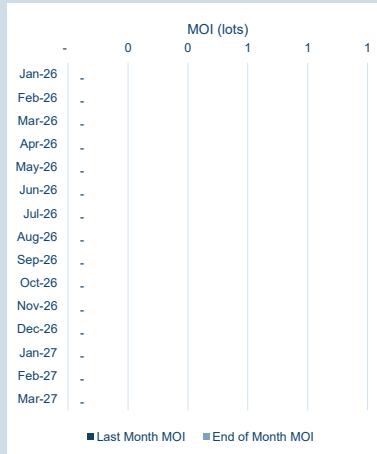
Volume (ex UNA) Jan-2026	
Lots	-

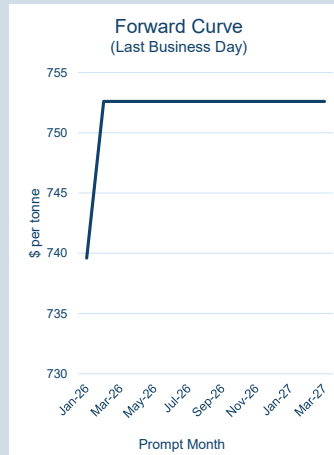
Volume (inc UNA) Jan-2026	
Lots	-
Tonnes	-

Volume Year To Date	
Lots	-
Tonnes	-



Prompt Month	End of Month - Daily Settlement	Volume (inc UNA)	End of Month - MOI
Jan-00	\$ 946.00	-	-
Feb-00	\$ 954.00	-	-
Feb-00	\$ 954.00	-	-
Apr-00	\$ 954.00	-	-
Jul-01	\$ 954.00	-	-
Jan-02	\$ 954.00	-	-
May-02	\$ 954.00	-	-
Apr-02	\$ 954.00	-	-
Jun-02	\$ 954.00	-	-
Nov-03	\$ 954.00	-	-
Jul-06	\$ 954.00	-	-
Mar-14	\$ 954.00	-	-
Feb-25	\$ 954.00	-	-
May-18	\$ 954.00	-	-
Jan-00	\$ 954.00	-	-



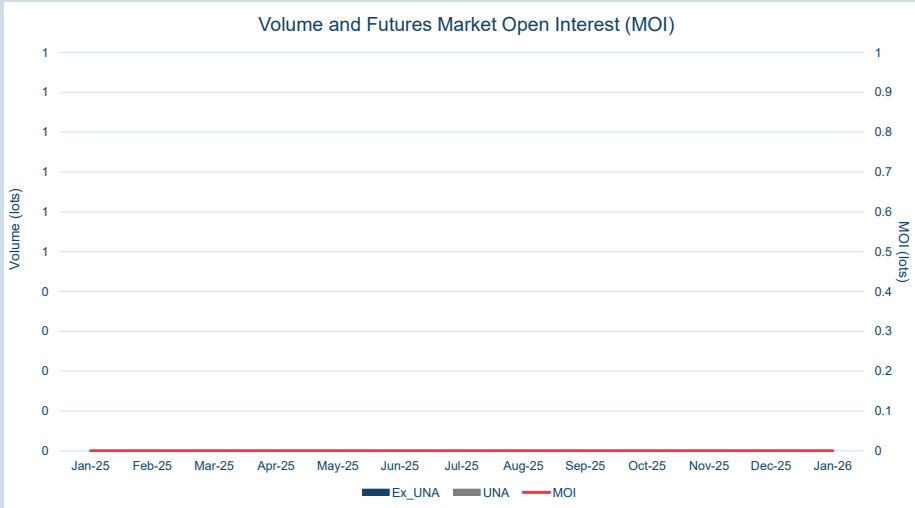


Front Month	
Average	\$735.96
Minimum	\$731.91
Maximum	\$740.11

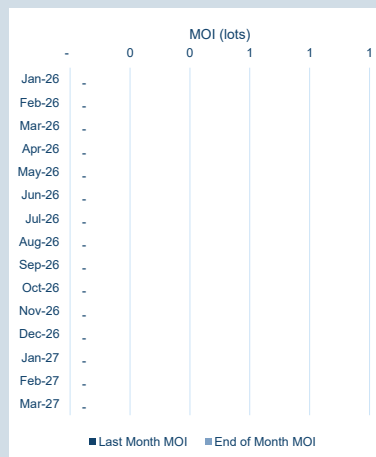
Volume (ex UNA) Jan-2026	
Lots	-

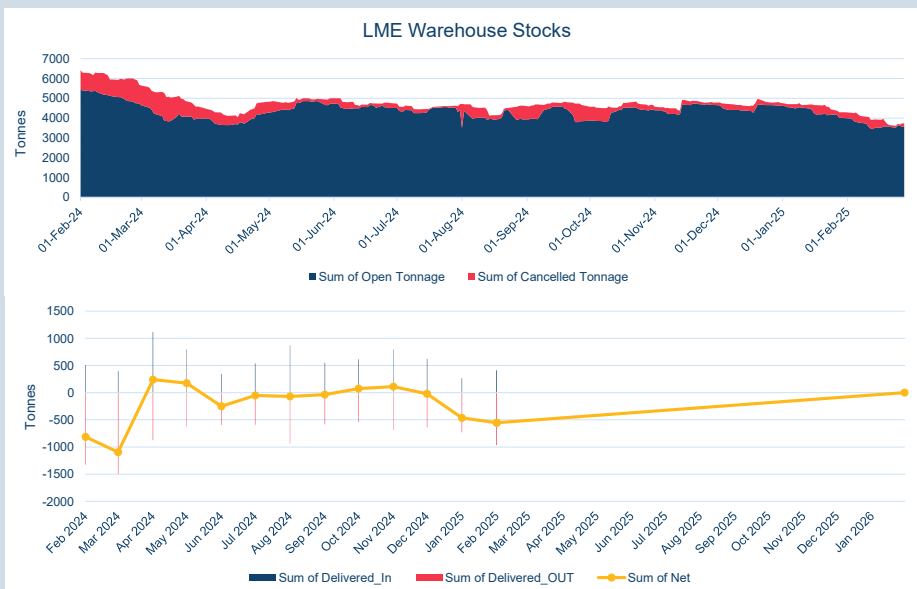
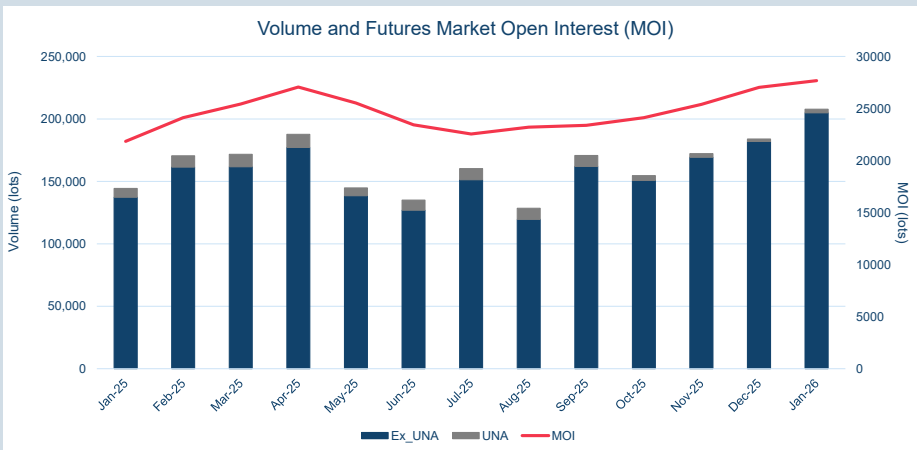
Volume (inc UNA) Jan-2026	
Lots	-
Tonnes	-

Volume Year To Date	
Lots	-
Tonnes	-



Prompt Month	End of Month - Daily Settlement	Volume (inc UNA)	End of Month - MOI
Jan-26	\$ 739.60	-	-
Feb-26	\$ 752.60	-	-
Mar-26	\$ 752.60	-	-
Apr-26	\$ 752.60	-	-
May-26	\$ 752.60	-	-
Jun-26	\$ 752.60	-	-
Jul-26	\$ 752.60	-	-
Aug-26	\$ 752.60	-	-
Sep-26	\$ 752.60	-	-
Oct-26	\$ 752.60	-	-
Nov-26	\$ 752.60	-	-
Dec-26	\$ 752.60	-	-
Jan-27	\$ 752.60	-	-
Feb-27	\$ 752.60	-	-
Mar-27	\$ 752.60	-	-





Cash	
Average	\$49,903.81
Minimum	\$42,050.00
Maximum	\$56,600.00

3M	
Average	\$49,953.33
Minimum	\$42,000.00
Maximum	\$56,800.00

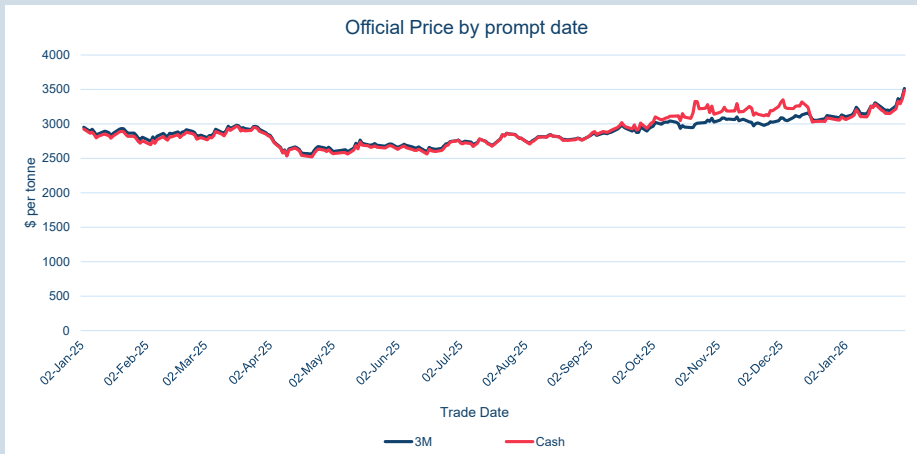
Volume (ex UNA)	Jan-2026
Lots	204,879

Volume (inc UNA)	Jan-2026
Lots	207,808
Tonnes	1,039,040

Volume	Year To Date
Lots	207,808
Tonnes	1,039,040

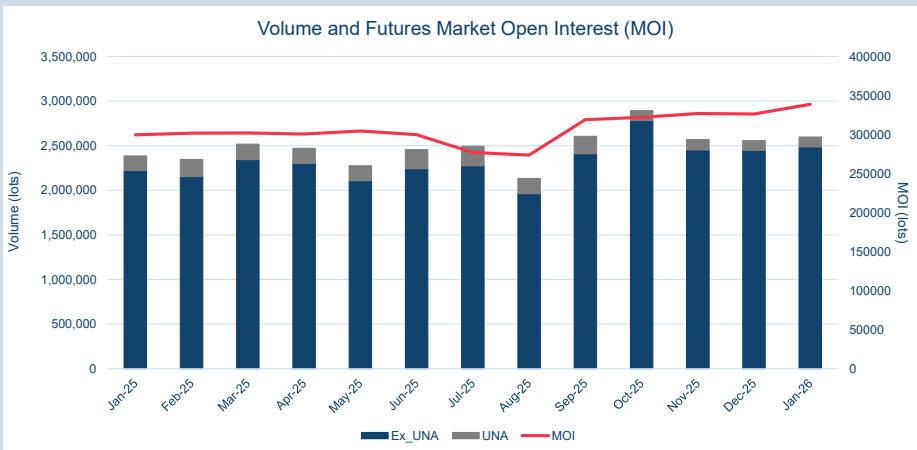
Warehouse Stock - Jan-26	
Delivered In	410
Delivered Out	-965
Net	-555

Warehouse Stock - Year to Date	
Delivered In	675
Delivered Out	-1,695
Net	-1,020



Cash	
Average	\$3,220.17
Minimum	\$3,101.50
Maximum	\$3,487.00

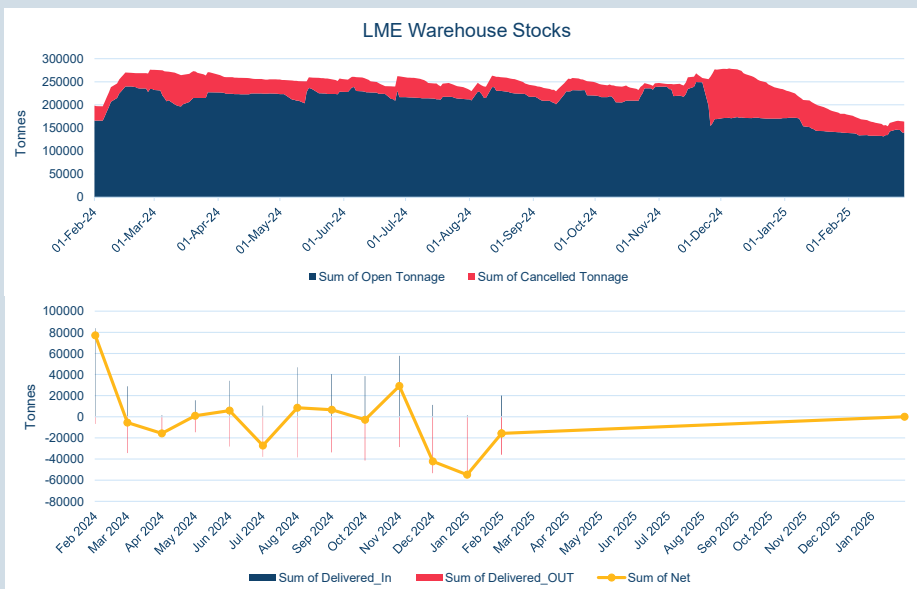
3M	
Average	\$3,254.48
Minimum	\$3,130.50
Maximum	\$3,515.00



Volume (ex UNA) Jan-2026	
Lots	2,485,424

Volume (inc UNA) Jan-2026	
Lots	2,597,000
Tonnes	64,925,000

Volume Year To Date	
Lots	2,597,000
Tonnes	64,925,000



Warehouse Stock - Jan-26	
Delivered In	20,125
Delivered Out	-35,800
Net	-15,675

Warehouse Stock - Year to Date	
Delivered In	21,625
Delivered Out	-92,125
Net	-70,500